



L.S. Bilodeau INC.
STEEL PRODUCT MANUFACTURING



Silos for maple sap

silo pour
eau d'érable

S
pour
eau
d'érable
ilo



MAPLE FARM EQUIPMENT

- Heating and ventilation
(Furnaces and boilers)
- Stainless custom made
equipment (Silos and tanks)
- Wood-fired pool heaters

OPEN HOUSE

Annual

FRI. - SAT. - SUN.

MAY long weekend

281 route 108 Est
St-Éphrem-Beauce, QC G0M 1R0
418 484-2013

Saint-Éphrem: 418 484-2013

Neuville: 418 876-0006

lsbilodeau.com



Maple farm equipment

Installing or renewing your collecting system? We have what you need!
You must comply with the new standards and lead? Our equipment is made without lead!
Do you want to automate your maple farm and increase your yield? We have the solution!
At LS Bilodeau you will find everything for your sugarbush!

Heating and ventilation

LS Bilodeau manufactures a full range of heating products; Hot air or hot water central systems.
Furnaces: AirBilo • AirBilo PLUS • Boilers: LS150 (indoor) • LS450 or LS950 (indoor/outdoor)

Stainless custom-made equipment

A project? We will realize it with you. At the Quebec division of LS Bilodeau we manufacture your custom-made stainless steel equipment! Small and large tanks, silos, heat exchangers, distillers, fermenters, pasteurizers, mixers, gateways, sanitary piping, etc ..

Wood-fired pool heaters

Prolong your summer pleasures!
We have models for chlorine or salt systems.
Smoke free technology for cities / towns.

Pasteurizer-vat

Make your cheese at home!



THE LITTLE
Cheesemaker
HOME CHEESEMAKER-PASTEURIZER-VAT BY LS BILODEAU



ALL YOU NEED
FOR YOUR
SUGARBUSH

Head Office
281 route 108 Est, Saint-Éphrem, QC
G0M 1R0
418 484-2013

Quebec Division
1025, 2^e Rang, Neuville, QC, G0A 2R0
(Exit 281-N, Highway 40)
418 876-0006

The growth of the company

Since almost 30 years, we intend to serve our customers by offering high quality products.




Sylvain Bilodeau,
Président

We place great importance on research and development of new products. We are tirelessly looking at the improvement and development of our products, so that in the end, our forward thinking is the key to success and efficiency for our customers.

We promote communications advice, irrefutable expertise, outstanding service and high performance products, superior quality, durable at great prices for our customers.

A grateful thank you to our customers who accompanied us during these 30 years.



 Vincent, Marie-Christine,
Linda and Sylvain

Our points of sale

cover the entire province of Quebec and are now growing in Ontario, New Brunswick and USA. Visit our website www.lsbilodeau.com in the "contact us" section to find the distributor of maple equipment, heating equipment or stainless steel products closest to you.

See inside back cover

For complete list of our representatives
(maple farm/heating equipment)

Find our heating appliance distributors:
www.lsbilodeau.com









Indicates a video to see:
youtube.com/lbilodeau

Table of Contents





FIRE SECTION (EVAPORATING)

Evaporators		page 3 to 15	
Wood loader and hopper (wood pellets and chips storage)		page 7	
SILICONE or stainless flow transfer connections	New Pages 10 - 14 - 23	page 13	
Syrup flow invertor <i>Invers-o</i>		page 16	
Automatic drawoff <i>Siromatic</i>		page 17	
Pans and others for evaporators		page 18 to 30	
Pan washers		page 22 to 23	

SYRUP SECTION (syrup tanks and transformation)

GIANT syrup mixer and syrup tanks		page 31 to 33	
Filter presses	New Pages 33 - 39 41 - 42	page 34 to 37	
Barrels and accessories		page 38	
Transformation devices		page 39 to 44	
Refrigerating table (taffy table)		page 44	


SAP WATER SECTION

Buckets and sap collecting tub		page 45	
Bucket washer		page 46	
Storage tanks		page 47 to 53	
Concentrated sap cooler	New Pages 53 - 54 - 71	page 50	
Silos for maple sap		page 52 to 53	
Vacuum systems and pumps		page 54 to 64	
Sap extractors		page 65 to 69	
Spouts 3/16" and 5/16" tubing		page 70 to 71	
Mainline tubing		page 72	
Sap collecting tubing fittings		page 73 to 79	
Sap lifter		page 80	
Leak detector and maple automation system (monitoring)		page 81 to 85	
Osmosis (sap reverse osmosis)		page 86 to 90	
Utility tub (sink), table, etc.		page 91 to 92	
Spout and tubing cleaner		page 93	
Tools and Épandex (lime spreader)		page 94 to 98	

THE ESSENTIALS SECTION and OTHER LS BILODEAU PRODUCTS

The Little Cheesemaker		page 99	
Heating (boilers and furnaces)	New Pages 100 - 101 - 102 - 104	page 100	
Pool heaters		page 101	
Portable smoker		page 101	
Custom made equipment (stainless)		page 102	
Gift ideas		page 103	
Our story		page 104	
List of our representatives		page inside back cover	





L'EXTREM evaporator SERIE

L'Extrem Wood-fired evaporator



L'Extrem generation 1

- More than 35 % of wood savings
- Complete combustion by gasification process; heat exchanger tubing system with turbine
 - ✓ transformation of wood into gas fuel
 - ✓ clean energy, absence of soot and creosote
- Control box easy to use
- Stainless brushed or mirror finish

Dimensions: 2-½'x 8' up to 6' x 16'

L'Extrem For a constant temperature!

- Time saving = \$
- Less wood cutting
- Constant syrup evaporation!!

Options L'Extrem generation 1

- Flat and raised flue pans
- Hot water pan
- Regular or submersible cold and hot float boxes
- Silicone or stainless interconnexions
- Flat pan syrup flow inverter *Invers-o*
- Flue pan sap flow inverter
- Automatic modulating drawoff
- Stacks and stack accessories
- Sitting or suspended hood and accessories
- Preheater for concentrate or permeate
- Air injector
- L'Extrem spark arrestor
- Step stool (see Tribrid page)



Easy to use control box



2019 RBQ: 8344-0651-57





L'EXTREM evaporator SERIE

L'Extrem 2 Wood-fired evaporator



Performance • Efficiency • Profitability

- Higher and constant temperature
- Average evaporation of 3.6 gal. / ft² of pan surface
- Complete combustion
- Heat distribution at proper degree in each section

L'Extrem 2

- Time saving = \$
- Less wood cutting
- Constant syrup evaporation!!



Performance • Efficiency • Profitability!

Wood-fired evaporator L'Extrem 2 Completely automated

Now consumes 4 x less
electricity = 10.3
amperes on 240v
Designed by LS Bilodeau
with a new fan

Options **Invers-o** syrup flow
invertor with invertor pan

- Simple to use; *only indicate temperature wanted*
- Wood reloading indicator (*upto 50 % wood savings*)
- Loading approximately each 45 to 60 minutes
- Electronic control of temperature
- In and out electronic air control system
- Maximum heat in the firebox and minimum in chimney
- Options
 - ✓ Touchscreen
 - ✓ Electronic level and floats
 - ✓ Other options see *L'Extrem generation 1*

Dimensions: 2-½' x 8' upto 6' x 16'





L'EXTREM evaporator SERIE

Wood-fired and pellets evaporator *L'Extrem 2 Hybrid*



Options sitting hood and syrup flow inverter *Invers-o*

Option automatic drawoff *Siromatic*

Wood and pellets simultaneously!

- Time saving = \$
- Less wood cutting
- Constant syrup evaporation!!

Performance • Efficiency • Profitability!

Wood and pellets evaporator **L'Extrem 2 Hybrid** Completely automated

- Easy to use ; *only indicate temperature wanted*
- Constant and modulation of temperatures
- Electronic control of temperatures
- Complete combustion by gasification;
(upto 50 % wood savings)
- Heat recovery
- Quality insulation
 - ✓ *Better soundproofing*
 - ✓ *Increased energy efficiency*
- Autonomous pellet feeding
- Wood reloading indicator
(45 to 60 minutes approximately)
- Options:
 - ✓ See *L'Extrem generation 1*
 - ✓ Hooper for storage of pellets
 - ✓ Electronic level and floats



Dimensions: 2-½' x 8' upto 6' x 16'





L'EXTREM evaporator SERIE


Wood-pellets-chips evaporators

L'Extrem 2 Tribrid

Wood-pellets-chips simultaneously!

- Time saving = \$
- Less wood cutting
- Constant syrup evaporation!!

Performance • Efficiency • Profitability!



New generation control panel. Even easier to use.



Wood chips feeding by conveyor



Wood-pellets-chips evaporator

L'Extrem 2 Tribrid


Completely automated

- Easy to use ; *only indicate temperature wanted*
- Constant and modulation of temperatures
- Electronic control of temperatures
- Complete combustion by gasification; *(upto 50 % wood savings)*
- Heat recovery
- Quality insulation
 - ✓ *Better soundproofing*
 - ✓ *Increased energy efficiency*
- Autonomous chip feeding
- Wood reloading indicator *(45 to 60 minutes approximately)*
- Options:
 - ✓ See *L'Extrem generation 1*
 - ✓ Hooper for storage of pellets
 - ✓ Conveyor extension or custom made
 - ✓ Electronic level and floats



Dimensions: 2-½' x 8' upto 6' x 16'





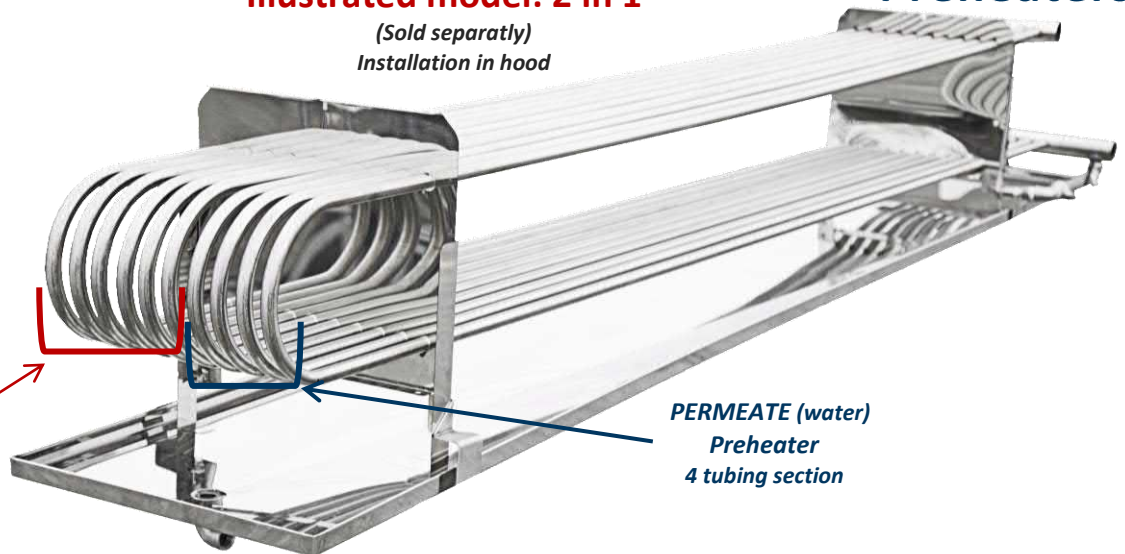
Preheaters

Illustrated model: 2 in 1

(Sold separately)
Installation in hood



Other:
Preheating coil WATER
(permeate)
In a stack pipe section



CONCENTRATE
Preheater
6 tubing section

PERMEATE (water)
Preheater
4 tubing section

Concentrate and permeate preheaters

L'Extrem serie evaporator accessories

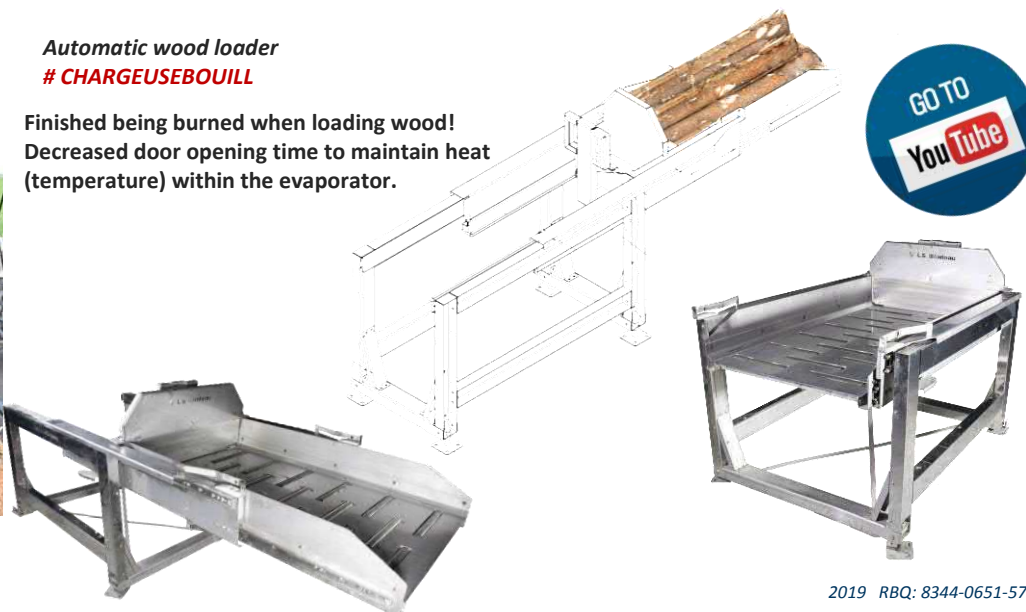


Hopper
Galvanized
construction
Stainless
construction option

Hooper for pellets or chips (galvanized)	
# Product	Description
TREMISGRANULEPETITE	Small hooper 2' L x 2' L
TREMISGRANULE	1 ton hooper 4' L x 4' L
TREMIEGRANULE1.5	1-½ ton hooper 5' L x 5' L
Ask our advisors!	Extension height of the above sizes or other custom made format available including rectangular silo type

Automatic wood loader
CHARGEUSEBOUILL

Finished being burned when loading wood!
Decreased door opening time to maintain heat
(temperature) within the evaporator.



Wood-fired evaporators



Elevation base *not included*

Ventilation system
Econo-wood (3 speed)



PAR / BY LS BILODEAU

Conventional wood evaporator with
**The sealing option to increase efficiency,
performance and profitability!**

➤ **BILOMAX models available**
1.0 – 1.3 – 2.0 or 2.3

➤ **BILOMAX 1.0**

- Black painted steel facade
- Airtight and insulated door
- Sealed joints
- Ventilation system Econo-wood (3 speeds)
- Chimney temperature sensor
- Base stack draft control key (manual activation)

Widths available:
2' upto 4'



Elevation base
not included

BILOMAX 2.0

**And even more efficiency,
performance and profitability!**

- All options of the BILOMAX 1.0 or 1.0
+ plus
- **Gasification tubing system**
(turbine not included)

Widths available: **2' upto 4'**

**Now
2'
also
available**

Insulated door Bilomax evaporator

Small evaporators single door
Big evaporators double doors (illustrated)



Option stainless capped door

Small evaporators single door (illustrated)
Big evaporators double door (illustrated)
Available with all Bilomax versions




Elevation base *not*
included

Inner tray with grate
(sketch for illustrative purposes only)

Models:

BILOMAX 1.0

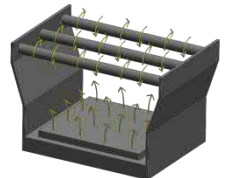
BILOMAX 1.3



Inner tray with sides, grate and
gasification tubing system
(without turbine)
(sketch for illustrative purposes only)

BILOMAX 2.0

BILOMAX 2.3



BILOMAX1.3 or 2.3

Bilomax 1.0 + Control air shutter = 1.3

Bilomax 2.0 + Control air shutter = 2.3

Available as an option on all BILOMAX models

Includes

- Motor and air shutter control system



Wood-fired evaporator + OPTION PELLET FEEDING KIT

Pellets



Conventional wood evaporator with pellet feeding option.

The pellet system

- Pellet tray for combustion chamber
- Pellet feeding tube
- Stainless pellet hooper (for approximately 4 bags)
- Elevation base with connector and burner
- Pellet auger
- Control box
- Easy to clean

Can be added to an existing evaporator (hole drilling not included)

Widths available: 1-½', 2' or 2-½'

For a constant temperature!

- Time saving = \$
- Automatic pellet feeding
- Less wood cutting
- Less wood loading efforts
- Constant syrup evaporation!!

Control box :

Very easy to use

- Pellet feeding
- Fan speed
- Chimney temperature



The 2' x 7' a wood-fired evaporator 2' x 6' plus a 12" cast iron section with 2 burners.



Bilomax options also available for 2' x 7'



Wood-fired evaporators


Illustrated model
With option **Invers-o syrup flow inverter** with central drawoff



Option "Econo-wood"

Wood-fired evaporator

- Stainless mirror finish or galvanized steel, painted steel frame and cast iron facade
- Argon welding (lead free)
 - Interconnections; food grade high temperature SILICONE or stainless ferrules
 - Options:
 - ✓ "Econo-wood" (fan) with "Econo" grate or cast iron grate
 - ✓ Oil injector
 - ✓ Air injector for flue pan or all pans
 - ✓ Syrup flow inverter **Invers-o** or flue pan flow inverter
 - ✓ Base stack draft control key
 - ✓ Automatic modulating drawoff
 - ✓ Spark arrestor
 - ✓ **Detect-o** water level alarm
 - ✓ Anti-overflow sheet plate
 - ✓ Decorative sheet plates
 - ✓ Ash tray
 - ✓ Ash tray base (elevation base)



Ash tray base



Ash tray

Dimensions: **1-½' x 4' upto 5' x 16'**

Accessories and options: see section evaporator accessories

2019 RBQ: 8344-0651-57

Natural gas evaporator

Natural gas or oil-fired

Sizes available: 2' x 8' upto 6' x 16'

- Burner (modulating also available)
- Stainless mirror finish
- Interconnections; food grade high temperature SILICONE or stainless ferrules
- Options:
 - ✓ Regular or submersible cold and hot float boxes
 - ✓ Air injector for flue pan or all pans
 - ✓ Syrup flow inverter *Invers-o* or flue pan flow inverter
 - ✓ Automatic modulating drawoff
 - ✓ Anti-overflow sheet plate
 - ✓ Decorative sheet plates
 - ✓ Hood
 - ✓ Burner cover
 - ✓ Concentrated preheater
 - ✓ Electronic float
 - ✓ And much more!



**Oil-fired evaporator
New generation**

New



**Natural gas
evaporator**

Approved according to the standard:
CSA B149.3-15
Certification at the installation site



Hyper-performing

- ✓ Modulating burner at back end
- ✓ 4 to 5 barrels/hour (at 20 brix)



Others for oil-fired evaporators

# Product	Description
ECMPH514H	Magnehelic dial
VRES500	500 gallon oil tank Other sizes also available
ESP5.512H	Oil-fired water level alarm





Options and evaporator accessories

Patented



TCLS15 = elbow 1-1/2"
TCLS2 = elbow 2"
Clamps sold separately

Patented



TULS15 = coupling 1-1/2" x 5"
TULS2 = coupling 2" x 5"
Designed to be easily cut in two parts of 2-1/2"
Clamps sold separately

SILICONE interconnections

Evaporator interconnections sets
1-1/2" or 2" diameter



TKIT2
1 set
2" diameter



TKIT11/2
1 set
1-1/2" diameter

Flexible interconnection fittings
(malleable: enlarge or reduce)

SILICONE Patent # 2,228,863


- Silicone food grade high temperature
- Easy to use and clean
- Diameter 1-1/2" or 2"
- Elbow or coupling sold individually or in sets



Super L.S. Bilodeau economic solution
To replace stainless interconnection fittings

Other possible combinations

STAINLESS interconnections



2019 RBQ: 8344-0651-57





For the pleasure of the traditional sugar bush

ECONO-SYRUP and BILO-FUN evaporators

18" x 46" for 75 taps or less
 24" x 63" from 75 to 175 taps
 24" x 96" from 100 to 350 taps

Econo-syrup

1 piece pan divided into three sections:
 Cold water float box, dropped flue pan section and flat finishing pan section



Cold water float box



Dropped flue pan

Flat pan




BiLO-fun

1 piece pan divided in 2 sections

Dropped flue pan section

Cold water float box section

Flat pan
BiLO-fun



Option: DRAIN



Econo-syrup
Standard finish
welded corners

BiLO-fun
Folded with cut-angled corners

New BiLO-fun




Small decorative plate
BiLO-fun

Dropped flue pan
(without drain option)
BiLO-fun and Econo-syrup

ECONOMIC evaporators for micro-sugar bushes

- Black painted steel arch frame and facade
- Stainless mirror or galvanized finish (arch)
- Pan in stainless mirror
- Lead-free argon welded pan
- **Econo-syrup** : 1 pan with 3 sections (float box, dropped flue pan and flat pan) standard pan finish
- **BiLO-fun** : 1 pan with 2 sections (float box, dropped flue pan) and 1 individual flat pan, economic finish and silicone interconnections
- Options:
 - Fittings: valves and spout
 - Drain outlet
 - Fire bricks, ceramic wool insulation, cement
 - Hot water pan or replacement plate





For the pleasure of the traditional sugar bush

Gentleman Farmer evaporator

For micro-sugar bushes

24" x 36" for 75 taps or less
 24" x 48" from 75 to 120 taps

- Frame and firebox (arch) in galvanized steel
 - Flue pipe outlet 6"
 - Pan in stainless mirror finish
 - Water inlet preheating box pan
 - 3 section flat pan
 - Argon welding (lead free)
 - 2 thermometer outlets
 - Front outlet with 3/4" valve and spout option
 - Drain
- Sold separately



Inlet water preheating box with valve 1/2"




Gentleman Farmer options

# Product	Description
BRIQUEGF	Bricks, cement, ceramic wool insulation
CHAPEAUCP	Peak type cover with spark arrestor
V6710608	Black elbow pipe 6", 90°, 24g
3A09BV	Thermometer/dial 3" Ø and 9" probe
TUYAUN6	Black pipe 6"x 36", 24g
EVBV	Valve 3/4" with spout



Flat 3 section pan





Options and evaporator accessories

Sap flow invertors for flat or flue pans



Option central drawoff

invers-o

**Pan flow invertors
Flat or flue pans**



Option **Flue pan inverter** with submersible float box

Flow inverter

Reduce limescale

- Reverses sap flow between pans
Easy to use; push or pull an arm which opens or closes the valves for flowing in the opposite direction
- **Reduce cleaning pan time**
- **No production shutdowns**
- For 2 pans or more
- Stainless
- Central drawoff option



Evaporator dimensions: **2' x 6' upto 6' x 16'**



L'Extrem 2 Hybrid evaporator + **Invers-o** + **Siromatic**

Flat pan inverter options

# Product	Description
INVERSEUR COULAGE	Central drawoff
COULEURAM	Automatic modulating drawoff
DALLEINVERSEUR	Inverter pan
INVERSEURFE	Ferrules
QINVNIVEAUEAU	Graduated level between pans and drain valve
INVERSEURTENDEUR	Tensioners
QINVALVE	Valve «stainless»



Wood-fired evaporator + **Invers-o** with central drawoff option



Options and evaporator accessories



Automatic draw-off



The perfect flow

Smaller model for smaller evaporators also available

- Modulating
- 1 or 2 probes
- Easy to use; simply indicate desired temperature
- Over-temperature alarm
- Option System for **Automatic shutdown** of the evaporator (for evaporators of the serie L'Extrem 2 and oil-fired)
- Manual open/close handle



siromatic

1 probe
COULEURAM


2 probes
COULEURAM-2

For small evaporators
COULEURAM-PETIT

COULEURAM
Illustrated model
with one probe
Base rack sold separately



Detect-o (water level alarm)



déetect-o

- Low water level alarm
- Adjustable height probe
- Option System for **AUTOMATIC SHUTDOWN** of the evaporator (for evaporators of the serie L'Extrem 2 and oil-fired evaporators)
- Install in water level gauge or on float box

Detect-o
ALARME

2019 RBQ: 8344-0651-57






Options and evaporator accessories

Flue pan

- Stainless mirror finish
- Argon welding (lead free)
- Raised or dropped flues
- Graduated water level gauge
- Cold and hot water float boxes with silicone or ferrules interconnection outlets



Accessories next page



Custom made also available

Illustrated model Raised flue pan with float box with stainless ferrule interconnection outlets



Graduated level gauge included (model shown ferrule adaptor)



Illustrated model Raised flue pan and cold / hot float boxes with food grade silicone interconnection outlets

Flue pan regular sizes high performance

	Stainless mirror finish			Stainless brushed finish		
	30" (2-½')	42" (3-½')		30" (2-½')	42" (3-½')	
1-½'	EPC1.5x3.5MIR	EPC1.5x3.5MIR.		EPC1.5x3.5BR	EPC1.5x3.5BR.	
	48" (4')	60" (5')	72" (6')	48" (4')	60" (5')	72" (6')
2'	EPC2x4MIR	EPC2x5MIR	EPC2x6MIR	EPC2x4BR	EPC2x5BR	EPC2x6BR
2-½'		EPC2.5x5MIR	EPC2.5x6MIR.		EPC2.5x5BR	EPC2.5x6BR
	84" (7')	96" (8')	120" (10')	84" (7')	96" (8')	120" (10')
2'	EPC2x7MIR			EPC2x7BR		
2-½'	EPC2.5x7MIR			EPC2.5x7BR		
3'	EPC3x7MIR	EPC3x8MIR		EPC3x7BR	EPC3x8BR	
3-½'		EPC3.5x8MIR			EPC3.5x8BR	
4'		EPC4x8MIR	EPC4x10MIR		EPC4x8BR	EPC4x10BR
5'		EPC5x8MIR	EPC5x10MIR		EPC5x8BR	EPC5x10BR
6'			EPC6x10MIR			EPC6x10BR



We also offer the service of repair or modification of your existing pans.

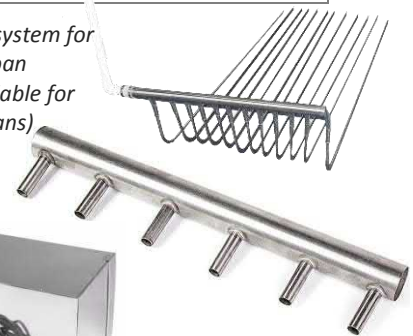
Welding services at the Saint-Éphrem plant and the Neuville plant.



Air injector system for flue pan (Also available for flat pans)



Filter # QFILTRE1020



Options and evaporator accessories

Flue pan



Submersible float box

UNIVERSAL cold and hot water float boxes:
install left or right of the pans



Submersible float boxes for hot or cold water inlet



Float arm (only)

BRASFLOTTANT

Float (only)

standard (cold water)
16" x 4" x 1-3/4"

QFLOTTANT

Float (only) thin (hot water)
16" x 4-1/4" x 1"

QFLOTTANTMINCE

Flue pan accessories

# Product	Description
ALARME	Alarm <i>Detect-o</i> for pan water level
Q72940058	Large black brush for flue pan
Q72940045	Thin white flue pan brush
10003010	Large white flue pan brush
CROCHETPSS	Stainless hook pan lifters (set of 2)
CROCHET P	Steel hooks pan lifters (set of 2)
STRAA	Labor welding adaptor to pan
QNGRADUATEUR	Graduated level ruler (flue pan)
QNIVLS	Plexiglass + Elbow + O-ring stainless for water level gauge for flue pan
QNIVEAUORING	Plexiglass only + O-ring stainless for water level gauge for flue pan
QNIVEAULS	Plexiglass only for water level gauge
SONDEALARM	Alarm probe for <i>Detect-o</i>
SFER1-1/2	Labor welding stainless ferrule 1-1/2" to pan
SFER2	Labor welding stainless ferrule 2" to pan
SMAN1	Labor welding stainless coupling 1" to pan
SUPNIVEAU	Level gauge support LS Bilodeau
# according to size	Overfill stainless sheet plate Size according to pan size
# according to size	Decorative sheet plate (big)

Complete water level gauge for flue pan
QNIVLS



Level gauge:
Plexiglass only
QNIVEAULS

Plexiglass only + O-ring
QNIVEAUORING

Graduated level ruler
QNGRADUATEUR



Gasket (only) for float arm
QCAOUTBL

Plate (only) for gasket of float arm
ASSIETTE



Decorative sheet plate (Big)



Large black brush
Q72940058



Thin white brush
Q72940045



Alarm *Detect-o*
ALARME



Options and evaporator accessories

Flat pan



Flat pans

- Stainless mirror finish
- Argon welding (lead free)
- Stainless divider
- Outlets for stainless ferrules or food grade silicone interconnections
- 2 thermometer inlets



Accessories next page



Ferrule stainless outlets

Illustrated model
Flat pan with open boxes and outlets for food grade silicone interconnections

Thermometer inlets



Siphon
For those who have no transfer boxes



Thermometer / dial
3" probe 9" # 3A09BV
5" probe 9" # Q72920037



Barometer
BAROMETRE1353B



Flat pan (regular sizes)						
Width	Stainless mirror finish				Stainless brushed finish	
	18" open boxes	18" closed boxes	24" open boxes	24" closed boxes	18" open boxes	24" open boxes
1-½'	EPP1.5x18MIR	EPP1.5x18MIR-BF	n/a	n/a	EPP1.5x18BR	n/d
2'	EPP2x18MIR	EPP2x18MIR-BF	EPP2x2MIR	EPP2x2MIR-BF	EPP2x18BR	EPP2x2BR
2-½'	EPP2.5x18MIR	EPP2.5x18MIR-BF	EPP2.5x2MIR	EPP2.5x2MIR-BF	EPP2.5x18BR	EPP2.5x2BR
3'	EPP3x18MIR	EPP3x18MIR-BF	EPP3x2MIR	EPP3x2MIR-BF	n/d	EPP3x2BR
3-½'	EPP3.5x18MIR	EPP3.5x18MIR-BF	EPP3.5x2MIR	EPP3.5x2MIR-BF	EPP3.5x18BR	EPP3.5x2BR
4'	n/a	n/a	EPP4x2MIR	EPP4x2MIR-BF	n/a	EPP4x2BR
5'	n/a	n/a	EPP5x2MIR	EPP5x2MIR-BF	n/a	EPP5x2BR
6'	n/a	n/a	EPP6x2MIR	EPP6x2MIR-BF	n/a	EPP6x2BR

Custom made flat pan also available, ask our advisors!
We also offer the service of repair or modification of your existing pans.
Welding service at the Saint-Éphrem plant and the Neuville plant.



Options and evapoator accessories

Flat pan



Decorative sheet plate (Small)

KASHER defoamer
200 g
QANTI
10 kg
QANTI10KILO

Stainless defoamer spoon
BLOCA

Liquid defoamer
500 ml
QANTILIQ
1 liter
QANTI1L
4 liters
QANTI4L

Silicone plugs with handle or plug only

Hydrometer and densimeter cups

Dipper support
EPLAT

Refractometer 58-90%
REFRACTO58-90
Digital refractometer
REFRACTHI96801

Densimeter
Sap # Q72920051
Syrup # Q72920050
Hydrometer # HYDRO

Calibrating solution for refractometer 58-90%
SOLUTIONCALIBRANTE

Flat pan accessories

# Product	Description
Q6110B	Defoamer cup
Q61100B	Double defoamer cup
20	Silicone plug 1" LS with handle
30	Silicone plug 1-½" LS with handle
40	Silicone plug 2" LS for ferrule outlets
TBLS1	Silicone plug 1" ferrule small pan outlets
TBLS2F	Silicone plug LS 2" for big pan outlets
QTIGECRAVBOUCHON	Silicone plug LS with crooked handle
QTIGECRAVBOUCHONFE	Silicone plug LS for ferrule with crooked handle
RRU	
QPLONGEUR10	Hydrometer/densimeter cup 10"
QPLONGEUR	Hydrometer/densimeter cup 8"
ECUMOIR6	Skimmer 6"
STRAA	Welding labor for pan adaptors
PLATAQUEUE5	Dipper 5"
PLATAQUEUE5P	Dipper 5" one flat side
PLATAQUEUE7	Dipper 7"
SFER1-1/2	Stainless ferrule welding 1-½" to pan
SFER2	Stainless ferrule welding 2" to pan
SMAN1	Stainless coupling welding 1" to pan
EPLAT	Dipper holder
QSUPSONDE	Probe holder (automatic drawoff)
TIGECROCHEPANNE	Crooked handle only (plug closed box pan)
TIGEDROITPANNE	Straight handle only
# According to size	Decorative sheet plate (small) for flat pans

See pan washer page

Skimmer
ECUMOIR6

Probe holder
QSUPSONDE

Glacial acetic acid vinegar
99,5%
20 liters
QVINAIGRE20

Pan cleaner
4 liters
ESUPERCLEAN
20 liters
ESUPERCLEAN20



Options and evaporator accessories

Flat pan washer

Complete pan washer (flat pans not included)			
Single, double, triple or custom made (C/M)			
Single 2' x 4'	Double	Triple 2' x 5'	
LAVEPANNE2X4	LAVEPANNEDOUBLE	LAVEPANNE3	
Cover and tubing only			
Client pan template needed	Width 1-½'	Width 2'	Width 2-½'
Length 1-½'	COUVERLAVE1.5X1.5	COUVERLAVE1.5X2	C/M
2'	COUVERLAVE1.5X2	COUVERLAVE2X2	COUVERLAVE2X2.5
3'	COUVERLAVE1.5X3	COUVERLAVE2X3	C/M
3-½'	C/M	COUVERLAVE2X3.5	C/M
4'	C/M	COUVERLAVE2X4	C/M
4-½'	C/M	COUVERLAVE2X4.5	C/M
5'	C/M	COUVERLAVE2X5	C/M
6'	C/M	COUVERLAVE2X6	C/M



Water recirculation tank with filter



Cover and tubing only
See chart above

Complete flat pan washer

- Clear plexiglass cover with handles
- Sprinklers (quantity depending on the size of pan)
- Water recirculation tank with filter
- Pump
- Stainless frame and tank
- Flat pans not included
- Customer template pan required for covers only and non-standard formats
- Option casters for easy movement



Stainless pails
See following page




DOUBLE and TRIPLE flat pan washer
illustrated on next page

# of sprinklers / hp of pump (1 sprinkler covers 18 sq. inches)					
Pump	¼ hp	1 hp	2 hp	3 hp	5 hp
# sprinklers	- then 4	6 to 8	10 to 16	18 to 20	20 and +



Stainless sprinklers for pan washer
GICLEURSS





Options and evaporator accessories

Pan washer



Flue pan washer
Installation
in hood
LAVEPANNECOSSEE
Hood not included



Illustrated model
Triple pan washer
LAVEPANNE3

Double pan washer, see below

Flue pan washer (flat pan washer style)

Ask our advisors for all the details!



Flue pan washer

Double flat pan washer
LAVEPANNEDOUBLE


Wash, wash ...



Stainless pails
4 liters **# CHAUDIERESS4L**
9 liters **# CHAUDIERESS9L**
16 liters **# CHAUDIERESS16L**

Much simpler
a pan washer!





Options and evaporator accessories

Sitting hood



Outlet

Sitting hood

- Stainless mirror finish
- Argon welding (lead free)
- Drain outlets at the rear and front corner, back section
- 2 sliding doors on each side
- 4 eyelet hooks on the top
- Custom made also available


Options

- Concentrated preheater
- Permeate preheater
- Lifting kit
- Light 100 W, installation included

Pre-heaters
See page 7



2 sliding doors on each side



Lifting kit for hood including winch, wire cable, cable ties and pulleys
KITLEVDOMEFAB

Sitting hood (2 sections) stainless mirror finish

2' x 6'	2-½' x 8'	3' x 10'	3-½' x 12'	4' x 12'	5' x 12'	6' x 14'
2' x 8'	2-¾' x 10'	3' x 12'		4' x 14'	5' x 14'	6' x 16'
2' x 10'				4' x 16'	5' x 16'	
12" ø	14" ø	14" ø	16" ø	18" ø	18" ø	20" ø

See next page for pipes, telescopic pipes and brackets.

Sitting hood accessories

# Product	Description
KITLEVDOMEFAB	Hood lifting kit
TP7610BHEXT1	Hood light 100 W including installation for wood/oil/L'Extrem evaporators
TP7610EXT2	Hood light 100 W, including installation for L'Extrem 2/Hybrid/Tribrid evaporators
QPOU3	Pulley 3" to lift hood
QPREFILTRA	Permeate preheater
QPRE	Concentrated preheater wood / oil
QFREE	Concentrated preheater L'Extrem



Winch to lift hood
WINCH



Cable ties
QSERRECA1/8



Pulley 1-½"
QPOUL1/4

Pulley 2"
Q4350/0842

Pulley 2-½"
QPOU2-1/2D

Pulley 3"
QPOU3



Wire cable ½"
CABLE1/8A





Options and evaporator accessories

Suspended hood



- Stainless steel mirror finish
- Argon welding (lead free)
- 4 corners with eyelets for hooks
- Custom made also available

Options

- Vapor stack flip cover
- Pipes and telescopic pipes
- Telescopic pipe support
- Storm collar

See section accessories base stack-pipes-etc. for pipes – covers and storm collars

Suspended hood stainless mirror finish (the diameter will be less when 2 sets of vapor stacks)

2' x 6'	2-½' x 8'	3' x 10'	3-½' x 12'	4' x 12'	5' x 12'	6' x 14'
2' x 8'	2-½' x 10'	3' x 12'		4' x 14'	5' x 14'	6' x 16'
2' x 10'				4' x 16'	5' x 16'	
14" ø	16" ø	16" ø	18" ø	18" ø	22" ø	24" ø

Covers – roof jacks and storm collars
stainless mirror finish 24g

Pipe 48" for suspended or sitting hoods (vapor) stainless 24g mirror finish

See images at section Base stacks – pipes ...

Telescopic pipe and Telescopic pipe support
Stainless steel 24g mirror finish
(sold separately)

½" bigger than pipes



Telescopic pipe support
12-½", 14-½", 16-½", 18-½", 20-½", 22-½", 24-½"
SUPPORTTELES followed by ø
Example: SUPPORTTELES24.5



Telescopic pipe
½" diameter bigger than vapor pipe
(Sold separately)

12-½", 14-½", 16-½", 18-½", 20-½", 22-½", 24-½"
TELES followed by ø followed by MIR
Example: TELES245MIR for 24-½"



Options and evaporator accessories

Hot water pan



Level gauge included

Hot water pan OR replacement plate

- Mirror finished stainless
- Argon welding (lead free)
- Drain outlet with valve and spout included
- Water level gauge included
- Size for wood-fired evaporator
4" wide x 20" high x width of evaporator
- Custom made also available




Drain outlet with valve and spout

Replacement plate
TOLEREMPL

Replacement plate

- # TOLEREMPL
- Mirror finished stainless
- Dimensions 4" x width of evaporator (wood-fired)

OR



Hot water pan size regular or custom					
Stainless mirror finish					
1-½' x 4'	1-½' x 5'	2' x 6'	2' x 8'	2' x 10'	2-½' x 8'
EPECM1.5x4	EPECM1.5x5	EPECM2x6	EPECM2x8	EPECM2x10	EPECM2.5x8
2-½' x 10'	3' x 10'	3' x 12'	3-½' x 12'	4' x 12'	4' x 14'
EPECM2.5x10	EPECM3x10	EPECM3x12	EPECM3.5x12	EPECM4x12	EPECM4x14
4' x 16'	5' x 12'	5' x 14'	5' x 16'	6' x 14'	6' x 16'
EPECM4x16	EPECM5x12	EPECM5x14	EPECM5x16	EPECM6x14	EPECM6x16

Options and evaporator accessories

Bricks - ceramic wool - vermiculite - cement and others



Bricks
2" x 4-½" x 9"
QBRIQUE2

Bricks
1-¾" x 4-½" x 9"
QBRIQUE1

Cement Pyromix
15 lbs pail
CIMENT



Bag of vermiculite
VERMICULITE
(If dropped flue pan = 0)



Other insulates



Other insulation (sold per foot)

- # LA5501/8 Wool panel 1/8" thickness 48" x 31.25'
- # LA550K Wool panel 1/4" thickness 48" x 31.25'
- # LAINE1/2P Wool panel 1/2" thickness 12" x 12"
- # LAINEP Wool panel 2" x 24" x 48" vapor barrier
- # LAINEP1 Wool panel 1" x 24" x 48" vapor barrier

Ceramic wool
Sold per foot

- # LAINE1X24 6 lb x 1" thickness (24" width)
- # LAINE1 8 8 lb x 1" thickness (24" width)
- # LAINE6X48 6 lb x ½" thickness (48" width)
- # LAINE8X48 8 lb x ½" thickness (48" width)


Insulation ribbon

Insulated between-pan stainless plate



Insulation ribbons (sold per foot)	
# TXP121.125X1	Fiberglass ribbon ⅛" x 1"
# TXP121.125X2	Fiberglass ribbon ⅛" x 2"
# TXP121.125X2.5	Fiberglass ribbon ⅛" x 2-½"
# TXP121.125X4	Fiberglass ribbon ⅛" x 4"
# TXP121.25X1	Fiberglass ribbon ¼" x 1"
# TXP1214X1/4	Fiberglass ribbon ¼" x 4"





Options and evaporator accessories

Base stacks – stack pipes - covers – roof jacks – storm collars
Outer pipes (double wall): *next page*



Evaporator base stack
(Smoke pipe –
outer pipe (double
wall) – roof jack
(sold separately)



Stack pipes
48" height

Smoke: stainless 22g
Vapor: stainless 24g
Diameter chart page 30
Galvanized available on request




Stack flip cover
(pipe sold separately)



Peak style cap



Ridge roof jack
(indicate pitch on
order)




Roof jack
(pitch)



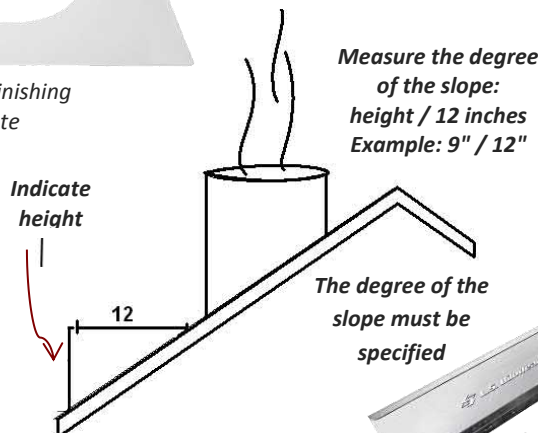
Storm collar
6"
8" custom stack pipes



Arch base stack draft
control key
(See last page of this
section)

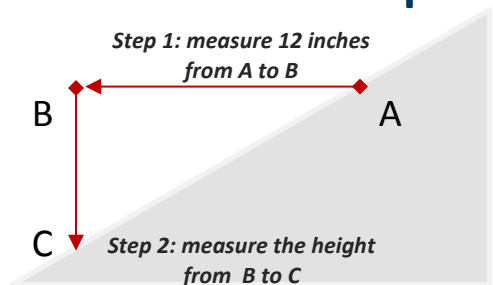


Ceiling finishing
plate



Measure the degree
of the slope:
height / 12 inches
Example: 9" / 12"

Measure the roof slope



V shaped roof shield
(see next page for
product #)

2019 RBQ: 8344-0651-57





Options and evaporator accessories

Outer stack (double wall) and others



Minimum clearance of a combustible material

Others for arch stack base-stack pipes

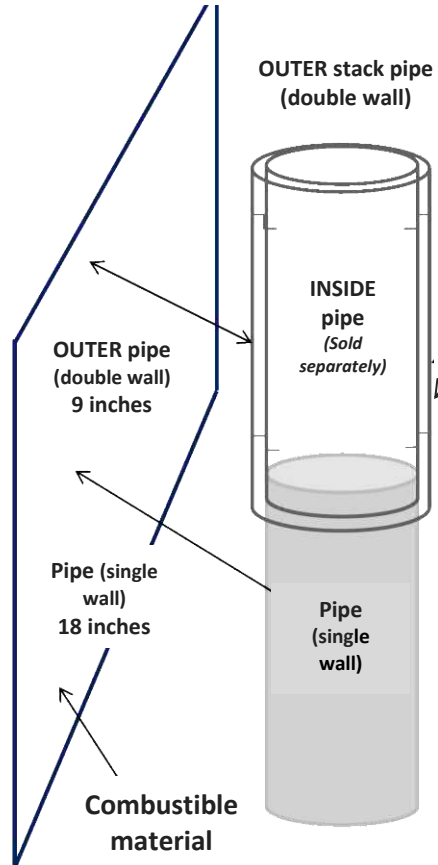
# Product	Description
CHAPEAUCP	Peak cover with spark arrestor
PARE-ETINCELLE BROSSE	Spark arrestor BRUSHED stainless finish
PARE-ETINCELLE MIROIR	Spark arrestor MIRROR stainless finish
PAREETINEXT14	Spark arrestor L'EXTREM 14"
PAREETINEXT16	Spark arrestor L'EXTREM 16"
PAREETINEXT18	Spark arrestor L'EXTREM 18"
PAREETINEXT20	Spark arrestor L'EXTREM 20"
According to pipe diameter ø	Ceiling finishing plate 36" x 36" stainless MIRROR 7", 8", 10", 12", 14", 16", 18", 20", 22", 24", custom made
BVTOITG	V shaped shield 24" (galvanized 1/8")
BVTOITG36	V shaped shield 36" (galvanized 1/8")
BVTOITSS	V shaped shield stainless 11g



OUTER pipe stack Diameter of 2" more than pipe (sold separately)



L'Extrem Evaporator Spark arrestor



OUTSIDE pipe

Coil Preheater for chimney



Base stack draft control key # ECS1.54-312 1-1/2' x 4 upto 3' x 12' # ECS3.512-616 3-1/2' x 12 upto 6' x 16'



«Econo» grate



Iron cast grate wood-fired evaporators



Spark arrestor wood-fired evaporator





Options and evaporator accessories

Base stack - pipe - roof jack - etc. Custom made also available



Ceiling finishing plate with opening for pipe



Evaporator STACKS (SMOKE PIPES) MIRROR 22g stainless steel "ECONO-SYRUP" evaporator

The pipe diameter (48" h) – cover and storm collar is the same for all. Roof jack diameter + 2"				The diameter base stack - pipes (48" h) – cover and storm collar is the same as without outer stack. OUTER stack (48" h) diameter + 2" and ROOF JACK diameter + 4" of the pipe ø.		
« ECONO-SYRUP » WITHOUT OUTER pipe				«ECONO-SYRUP» WITH OUTER pipe (double wall)		
Dimensions	ø and height BASE STACK	# of PIPES	ø ROOF JACK	ø OUTER pipe (double wall)	ø ROOF JACK WITH OUTER pipe (double wall)	
18" x 46"	7"ø x 18"	2	9"ø	9"ø	11"ø	
24" x 63"	7"ø x 24"	2	9"ø	9"ø	11"ø	
2' x 8'	10"ø x 24"	3	12"ø	12"ø	14"ø	

OTHER SMOKE PIPES 48" high - stainless 22g or galvanized		
SS MIROIR	# ET415M 15" ø	# ET417M 17" ø
Galvanized	# ET415G 15" ø	# ET417G 17" ø





Options and evaporator accessories

Evaporator STACKS (SMOKE PIPES) MIRROR 22g stainless steel

WITHOUT OUTER STACK: Arch base stack-stack pipe-roof jack-cover-storm collar

The diameter of pipes (48" h) – cover and storm collar is the same for all. Roof jack diameter + 2"

WOOD – Bilomax – Bilomax2				L'EXTREM Serie			OIL-Fired		
Dimensions	Ø and height BASE STACK	# of PIPES	Ø ROOF JACK	Ø and height BASE STACK	# of PIPES	Ø ROOF JACK	Ø and height BASE STACK	# of PIPES	Ø ROOF JACK
1-½' x 4'	7"Ø x 48"	2	9"Ø	-	-	-	-	-	-
1-½' x 5'	7"Ø x 48"	2	9"Ø	-	-	-	-	-	-
2' x 6'	8"Ø x 48"	2	10"Ø	-	-	-	-	-	-
2' x 8'	10"Ø x 48"	3	12"Ø	-	-	-	10"Ø x 48"	3	12"Ø
2' x 10'	10"Ø x 48"	4	12"Ø	-	-	-	10"Ø x 48"	4	12"Ø
2-½' x 8'	14"Ø x 48"	3	16"Ø	14"Ø x 48"	3	16"Ø	14"Ø x 48"	3	16"Ø
2-½' x 10'	14"Ø x 48"	4	16"Ø	14"Ø x 48"	4	16"Ø	14"Ø x 48"	4	16"Ø
3' x 10'	16"Ø x 48"	4	18"Ø	14"Ø x 48"	4	16"Ø	16"Ø x 48"	4	18"Ø
3' x 12'	16"Ø x 48"	5	18"Ø	16"Ø x 48"	5	18"Ø	16"Ø x 48"	5	18"Ø
3-½' x 12'	18"Ø x 48"	5	20"Ø	16"Ø x 48"	5	18"Ø	18"Ø x 48"	5	20"Ø
4' x 12'	20"Ø x 48"	5	22"Ø	16"Ø x 48"	5	18"Ø	18"Ø x 48"	5	20"Ø
4' x 14'	20"Ø x 48"	6	22"Ø	16"Ø x 48"	6	18"Ø	18"Ø x 48"	6	20"Ø
4' x 16'	20"Ø x 48"	7	22"Ø	16"Ø x 48"	7	18"Ø	-	-	-
5' x 12'	22"Ø x 57"	5	24"Ø	18"Ø x 57"	5	20"Ø	20"Ø x 57"	5	22"Ø
5' x 14'	22"Ø x 57"	6	24"Ø	18"Ø x 57"	6	20"Ø	20"Ø x 57"	6	22"Ø
5' x 16'	22"Ø x 57"	7	24"Ø	18"Ø x 57"	7	20"Ø	-	-	-
6' x 14'	-	-	-	20"Ø x 69"	6	22"Ø	22"Ø x 69"	6	24"Ø
6' x 16'	-	-	-	20"Ø x 69"	7	22"Ø	22"Ø x 69"	7	24"Ø

WITH OUTER STACK: Arch base stack-stack pipe-roof jack-cover-storm collar

The diameter of arch base stack - pipes (48" h) – cover and storm collar are the same as above.

OUTER stack (48" h) diameter + 2" and ROOF JACK diameter + 4" than the stack pipe

WOOD – Bilomax – Bilomax2			L'EXTREM Serie		OIL-Fired	
Dimensions	Ø OUTER stack (double wall)	Ø ROOF JACK with Outer stack	Ø OUTER stack	Ø ROOF JACK with Outer stack	Ø and height BASE STACK	Ø ROOF JACK
1-½' x 4'	9"Ø x 48"	11"Ø	-	-	-	-
1-½' x 5'	9"Ø x 48"	11"Ø	-	-	-	-
2' x 6'	10"Ø x 48"	12"Ø	-	-	-	-
2' x 8'	12"Ø x 48"	14"Ø	-	-	12"Ø x 48"	14"Ø
2' x 10'	12"Ø x 48"	14"Ø	-	-	12"Ø x 48"	14"Ø
2-½' x 8'	16"Ø x 48"	18"Ø	16"Ø x 48"	18"Ø	16"Ø x 48"	18"Ø
2-½' x 10'	16"Ø x 48"	18"Ø	16"Ø x 48"	18"Ø	16"Ø x 48"	18"Ø
3' x 10'	18"Ø x 48"	20"Ø	16"Ø x 48"	18"Ø	18"Ø x 48"	20"Ø
3' x 12'	18"Ø x 48"	20"Ø	18"Ø x 48"	20"Ø	18"Ø x 48"	20"Ø
3-½' x 12'	20"Ø x 48"	22"Ø	18"Ø x 48"	20"Ø	20"Ø x 48"	22"Ø
4' x 12'	22"Ø x 48"	24"Ø	18"Ø x 48"	20"Ø	20"Ø x 48"	22"Ø
4' x 14'	22"Ø x 48"	24"Ø	18"Ø x 48"	20"Ø	20"Ø x 48"	22"Ø
4' x 16'	22"Ø x 48"	24"Ø	18"Ø x 48"	20"Ø	-	-
5' x 12'	24"Ø x 57"	26"Ø	20"Ø x 57"	22"Ø	22"Ø x 57"	24"Ø
5' x 14'	24"Ø x 57"	26"Ø	20"Ø x 57"	22"Ø	22"Ø x 57"	24"Ø
5' x 16'	24"Ø x 57"	26"Ø	20"Ø x 57"	22"Ø	-	-
6' x 14'	-	-	22"Ø x 69"	24"Ø	24"Ø x 69"	26"Ø
6' x 16'	-	-	22"Ø x 69"	24"Ø	24"Ø x 69"	26"Ø



GIANT mixer-tank

INSULATED 400 Imp. gallons

(Other sizes available custom made)

Specifications

- Stainless steel 304L construction
- Approximate dimensions according to drawing here below
- Argon welding respecting maple syrup industry standards
- Sanitary polished inside welding and outside welding passivation
- 3 Blade agitator
- 2 Removable lids with handles
- 2" butterfly valve outlet
- Motor and motorgear mounted on stainless base
- Speed variator drive
- 2" insulation (fire resistant)
- Adjustable legs
- Option: BRUX process refractometer

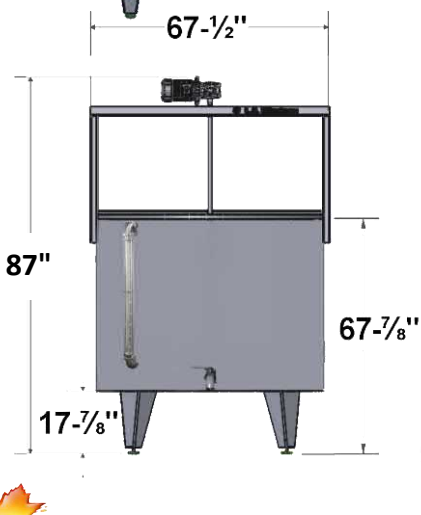
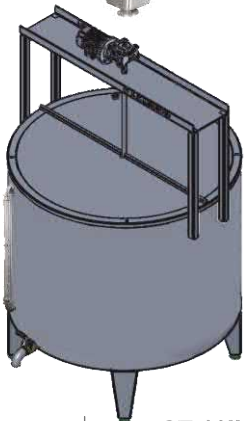


Refractometer (BRUX)
Option

3 blade agitator
anti-vortex principle




2 Removable lids
with handles



Filter press

10", 15" or 18" plates
NEW: «STAINLESS» plates
or 10" or 18" aluminium plates

2019 RBQ: 8344-0651-57



Syrup tanks

Round filter tanks



Filter holding rack kit

Filter tank
20" ϕ x 28" h
Cover included

Cover included with filter tank
Option single filter holding rack kit



Option
Single filter holding rack kit
1 filter holder included



Option triple filter holding rack kit
3 filter holders included



Filter tank
12" ϕ x 28" h
Cover included

Filter tank
16" ϕ x 28" h
Cover included

Round filter tank

- Stainless steel
- Stainless valve with spout
- Cover included
- Filter holding rack kit not included
- Option caster trolley



Spouts
And special
tubing spouts

Round filter tank with cover

# Product	Imperial gallons	ϕ	H	Valve	Option 1 filter holding rack kit	Option 2 filter holding rack kit	Option 3 filter holding rack kit
SIRO_10X22	6 gal.	10"	22"	3/4"	SIRO_1BON10	n/a	n/a
SIRO_12X28	12 gal.	12"	28"	3/4"	SIRO_1BON12	n/a	n/a
SIRO_16X24	18 gal.	16"	24"	1"	SIRO_1BON16	SIRO_2BON16	n/a
SIRO_16X28	20 gal.	16"	28"	1"	SIRO_1BON16	SIRO_2BON16	n/a
SIRO_18X28	25 gal.	18"	28"	1"	SIRO_1BON18	SIRO_2BON18	SIRO_3BON18
SIRO_20X26	30 gal.	20"	26"	1"	SIRO_1BON20	SIRO_2BON20	SIRO_3BON20
SIRO_20X28	32 gal.	20"	28"	1"	SIRO_1BON20	SIRO_2BON20	SIRO_3BON20
SIRO_22X30	40 gal.	22"	30"	1"	SIRO_1BON22	SIRO_2BON22	SIRO_3BON22

Syrup tank accessories

# Product	Description
F001100	COTTON cone syrup filter #8
F001101	POLYESTER cone syrup filter #8
F001102	ORLON cone syrup filter #8



Color comparator
colorimeter
Q72961020



Cone filters
Polyester (top)
Cotton (bottom)



Option caster trolley
(Details next page)





Inside casters
Stainless



Outside casters
Lowered carrier
Galvanized steel



Round syrup tanks (continued)

Round syrup tank or vacuum filter press caster TROLLEY

Material	Casters	10" Diameter	12" Diameter	16" Diameter	18" Diameter	20" Diameter	22" Diameter
Stainless	Inside	n/a	SCRSS12	SCRSS16	SCRSS18	SCRSS20	SCRSS22
Galvanized	External lowered carrier	SCRSTB10	SCRSTB12	SCRSTB16	SCRSTB18	SCRSTB20	SCRSTB22

Square syrup tanks

Square single tank
32 or 40 Imp. gallons
Lid included



Square tanks single or double

- Stainless steel
- Galvanized steel frame
- Lid or lids included
- Stainless valve
- Casters



Double square tank
32, 50, 64 or 80 Imp. gallons total
Lids included



Square syrup TANKS single or double

Single square with 1 lid		Double square with 2 lids		Double square with 2 lids	
SIRO_CARRE32	32 Imp. gal. 25-¼" W x 25-¼" D x 32-½" H	SIRO_DOUBLE32	2 x 16 gal. = 32 Imp. gal. 26-¼" W x 25-¼" D x 32-½" H	SIRO_DOUBLE64	2 x 32 gal. = 64 Imp. gal. 48-¾" W x 25-¼" D x 32-½" H
SIRO_CARRE40	40 Imp. gal. 25-¼" W x 29" D x 32-½" H	SIRO_DOUBLE50	2 x 25 gal. = 50 Imp. gal. 40-¾" W x 25-¼" D x 32-½" H	SIRO_DOUBLE80	2 x 40 gal. = 80 Imp. gal. 56-½" W x 25-¼" D x 32-½" H

Approximate measures.

"HERMAN" syrup tank with filter press



"HERMAN"
syrup tank
4 or 7 plates 10",
single or double
tank



Insulated Square syrup tank

32 gallons
SIRO32iSO

New




"HERMAN" tank with filter press

Syrup tank	10" cast aluminium plates = 4	10" cast aluminium plates = 7
Single - 32 Imp. gal. 26" x 26" x 32-¼" H	SIRO-H4	SIRO-H7
Double - 2 x 32 = 64 Imp. gal. 26" x 53-½" x 32-¼" H	SIRO-H4DOUBLE	SIRO-H7DOUBLE

2019 RBQ: 8344-0651-57





Syrup filter presses

Vacuum filter presses

Available in 3 sizes
6, 12 or 15 Imp. gallons



To be connected to vacuum or Shop-Vac® sweeper (5 to 8 HG)
(Sweeper adaptor not included)

- Stainless steel
- Stainless valve with spout
- Clear level
- Pressure dial
- Perforated filter holder tray
- Tray hook
- 2 handles
- Option caster trolley (see previous page)
- Option lid

Sweeper adaptor
5 to 8 HG
(not included)

Adaptor for sweeper 3/4" to 1-1/4"
3 pieces

T861104 + # T439167 + # T1435012



Level

Filter holder tray with
hook to help remove
tray



Toggle clamp
J-hook latch

Vacuum-presses (filter)				
# Product	Description	Gallons	Diameter	Height
PRESSEVAC12x21	Mini Presse-vacuum	6 Imp. gal. (7 US)	12"	21"
PRESSEVAC18x21	Presse-vacuum 21"	12 Imp. gal. (14 US)	18"	21"
PRESSEVAC18x28	Presse-vacuum 28"	15 Imp. gal. (18 US)	18"	28"

Approximate measures

Vacuum-press accessories

# Product	Description
F001012	12" round polyester filter
F00121	21" round polyester filter
Q412160	Toggle clamp J-hook latch
QPOUDRE50	Filter powder bag 50 lbs
F045012	12" round polyester prefilter
F045023	21" round polyester prefilter



Lid option
Stainless steel

PVCOVERCLE18

Vacuum press 18" diameter

PVCOVERCLE12


Mini vacuum-press 12" diameter



Filter powder
QPOUDRE50



Caster trolley option
(See syrup tank section)




Pressure dial
and vacuum
adaptor



10" cast aluminium plates filter presses

10" stainless plates see next page

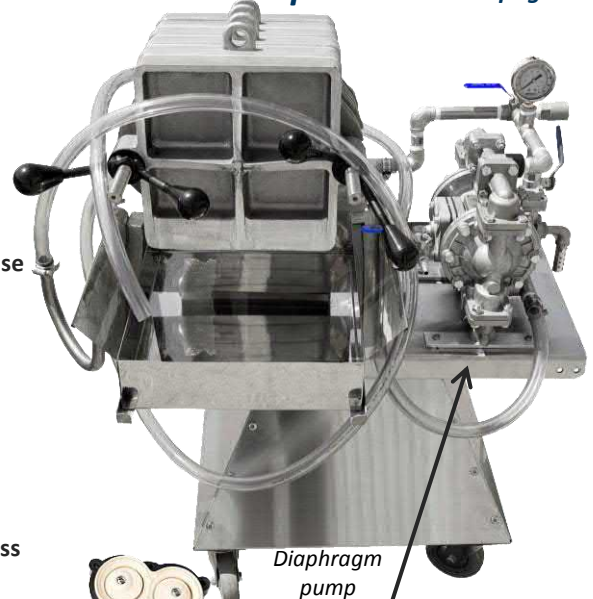
Square 10" plates
7 frames (7 hollow plates) and 6 full plates
Stainless trolley base and gear pump



10" filter plate press

Stainless or cast aluminium plates

- Black painted steel base or stainless base
- 3 pump choices: Stainless gear, electric diaphragm or diaphragm
- Stainless syrup recovery pan
- 4 casters
- 1/3 hp motor (gear pump)
- Option full stainless square plates (see next page)
- Option "HERMAN" syrup tank with press (see syrup tanks page)



Diaphragm pump



Electric diaphragm syrup pump

PPOMPE110VHT

Stainless adapteur Set of 2

FITTINGSSSHURFLO



Repair parts # 4 Electric diaphragm pump

REPAPPOMPE110VHT

REPAPOMPE110VHOT5



Syrup filter presses (squared cast aluminium plates)

	10", 4 hollow plates (frames) + 3 full plates			10", 7 hollow plates (frames) + 6 full plates		
Type of pump	Stainless gear	Diaphragm	Electric diaphragme	Stainless gear	Diaphragm	Electric diaphragme
Stainless base	QPRESSE104	QPRESSE104PD	QPRESSE104PDE	QPRESSE107PG	QPRESSE10PD	QPRESSE107PDE
Black painted steel base	QPRESSE10A4PG	QPRESSE10A4PD	QPRESSE10A4PDE	QPRESSE107APG	QPRESSE10APD	QPRESSE107APDE

Allso available PORTABLE 2 plates filter press with electric diaphragm pump # PRESSEPORTATIVE

Approximate measures

10" square plates
7 frames (hollow plates)
6 full plates
Black painted steel base



PORTABLE
10" square plates
2 frames (hollow plates)
1 full plate


PRESSEPORTATIVE



10" square plates
4 frames (hollow plates)
3 full plates
Stainless base



2019 RBQ: 8344-0651-57




Syrup filter presses

10" STAINLESS plates filter presses

Syrup presses (square STAINLESS plates)			
10", 4 hollow plates (frames) + 3 full plates			
Type of pump	Stainless gear	Diaphragm	Electric diaphragm
Stainless base	QPRESSE10 CBSS4	QPRESSE10 CBSS4D	QPRESSE10 CBSS4E
Galvanized steel base	QPRESSE10 CBG4	QPRESSE10 CBG4D	QPRESSE10 CBG4E
10", 7 hollow plates (frames) + 6 full plates			
Stainless base	QPRESSE10 CBSS7	QPRESSE10 CBSS7D	QPRESSE10 CBSS7E
Galvanized steel base	QPRESSE10 CBG7	QPRESSE10 CBG7D	QPRESSE10 CBG7E
10", 9 hollow plates (frames) + 8 full plates			
Stainless base	QPRESSE10 CBSS9	QPRESSE10 CBSS9D	QPRESSE10 CBSS9E
Galvanized steel base	QPRESSE10 CBG9	QPRESSE10 CBG9D	QPRESSE10 CBG9E

Syrup presses 10" plates STAINLESS


- Full STAINLESS square plates
- Galvanized or stainless trolley base
- Components identical to the aluminum square plate press



10" filter press accessories

# Product	Description
FP46010	10" white filter papers 400 per box
FPS46510	10" white filter papers with holder tabs (400)
F0051111	10" white filter papers for stainless press With holder tabs (400)
MOTEM841	Press motor 1/3 hp
QPLAQUE10	10" press full plate (cast aluminium)
QCADRE10	10" press hollow plate (frame) (cast aluminium)
QPOIGNEENOIR	Black ball handle (ball only)
EPOI	Black ball handle kit
PPOMPE110VHT	Diaphragm 110v, 3 gal, 45 lbs high temperature
QKITRIWAYQUICK	TRI-WAY kit with «Quick connect» interconnection
TUYAUC5.MS005	Clear hose 1/2" 300 °F high temperature sold per foot
8510-4579	Clear hose 1/2" for press sold per foot
TUYAUC5.MS007	Clear hose 3/4" 300°F high temperature
TUYAUTRESS1/2	Clear braided hose 1/2" (reinforcement yarn)
TUY3/4TRES	3/4" clear yarn/braid reinforced hose
TUYAUTRESS5/8	5/8" clear yarn/braid reinforced hose
TTUYAUC1T	1" clear yarn/braid reinforced hose
TR114	1-1/4" clear yarn/braid reinforced hose
TCNV114	1-1/4" clear green yarn/braid reinforced hose
TR112	1-1/2" clear yarn/braid reinforced hose
TCNV112	1-1/2" clear white yarn/braid reinforced hose





Syrup filter presses

Plate filter presses 15" and 18"

18" plates filter presses cast aluminium

9 hollow plates (frames) + 8 full plates

Pump type	Jack and diaphragm pump	Jack and piston pump	Jack only
Stainless base	QPRESSE20 9PDSS	QPRESSE20 9PPSS	QPRESSE20 9SS

11 hollow plates (frames) + 10 full plates

Stainless base	QPRESSE20 11PDSS	QPRESSE20 11PPSS	QPRESSE20 11SS
----------------	---------------------	---------------------	-------------------

18" plates filter presses STAINLESS

Pump type	Diaphragm pump 1/2" (air)	Piston pump	Electric diaphragm
7 hollow plates (frames) + 6 full plates (Jack)			
Stainless base	QPRESSE18 7PDSS	QPRESSE18 7SS	

9 hollow plates (frames) + 8 full plates (Jack)			
Stainless base	QPRESSE18 9PDSS	QPRESSE18 9SS	

11 hollow plates (frames) + 10 full plates (Jack)			
Stainless base»	QPRESSE18 11PDSS	QPRESSE18 11SS	

15" plates filter presses STAINLESS

7 hollow plates (frames) + 6 full plates (Jack)			
Stainless base	QPRESSE15 CBSS7D	QPRESSE15 CBSS7	QPRESSE15 CBSS7E

9 hollow plates (frames) + 8 full plates (Jack)			
Stainless base	QPRESSE15 CBSS9D	QPRESSE15 CBSS9	QPRESSE15 CBSS9E

11 hollow plates (frames) + 10 full plates (Jack)			
Stainless base	QPRESSE15 CBSS11D	QPRESSE15 CBSS11	QPRESSE15 CBSS11E




Illustrated model
18" STAINLESS
plates
Jack and diaphragm
pump

Filter presses 15" or 18"

- Stainless frame base or galvanized for 15"
- 2 pump choices: Diaphragm (air) or piston pump
- Stainless steel recovery pan with sloped bottom and valve to facilitate syrup draining
- 4 casters
- Valve for a 2-function pump
- Hydraulic cylinder vice
- Air compressor not included (diaphragm pump)

Illustrated model
15" STAINLESS
plates



Illustrated model
18" cast aluminium



Plates and frames
18" cast
aluminium

Barrel hook
stainless 1"

18" filter press accessories

# Product	Description
CROCHETBARIL1	1" stainless barrel hook
F0051919	18" white papers, holder tabs (400) stainless press
F0011939	18" double felt filters for stainless press (11/pkg)
F0051515	15" white papers, holder tabs (400) stainless press
F00118194	18" single cloth filter
F00118384	18" double felt filter (11/pkg)
F00518184	18" press ALUMINIUM plates (400/box or 200/bag)
F04518384	18" press DOUBLE PREFILTER
F04518194	18" press SINGLE PREFILTER
EJACK	Hydraulic cylinder vice only
EPANPRES20	18" syrup recovery pan
QPLAQUE18	18" full cast aluminium plate
QCADRE18	18" hollow cast aluminium plate (frame)
QPOUDRE50	Filter aid (Diatomaceous) 50 lbs

2019 RBQ: 8344-0651-57



Stainless barrels and others

Barinox stainless barrels argon welding			
# Product	Imperial gallons	Opening	Personalization
B25B	25 gal	1 screw cap opening	NO
B25BINS	25 gal	1 screw cap opening	13 characters max.
B32B1TROUPI	34 gal	1 screw cap opening	NO
B32B1TROU	34 gal	1 screw cap opening	13 characters max..
B32B	34 gal	2 screw cap openings	NO
B32BINS	34 gal	2 screw cap openings	13 characters max.
B34BINSCC	34 gal	2 top screw caps	NO
B34BINSC	34 gal	2 top screw caps	13 characters max.
B41S	40 gal	1 screw cap opening	NO
B41SINS	40 gal	1 screw cap opening	13 characters max.
B42SSANSINS	40 gal	2 screw cap openings	NO
B42SINS	40 gal	2 screw cap openings	13 characters max.



Screwed stainless drum funnel
Q13076

Barrel lifter with hook for loader or bucket
PINCEBARIL

- Made in Quebec, CA
- Food grade
- Totally sealed
- Pressure tested and factory cleaned
- Ease cleaning with a rounded interior bottom
- Stackable
 - Stainless 304, 16g
 - Argon welding

➤ LIFETIME WARRANTY

Stainless barrel transfer
BTRANSFERT
Plastic barrel transfer
BTRANSFERT1

Other barrel/drum accessories

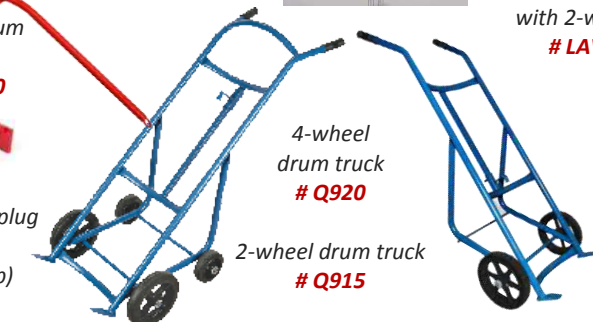
- Food grade plastic barrels
- # B6P 6 Imp. gal. (10 lbs)
 - # B16P 16 Imp. Gal. (20 lbs)
 - # B32P2006 35 Imp. Gal.

- Plastic screwed cap
Large thread # 114
- Plastic screwed cap
Thin thread # 115



Manual drum upender
Q71800

Drum bung/plug wrench (screw cap)
4 teeth



4-wheel drum truck
Q920

2-wheel drum truck
Q915



# Product	Description
BAGITATEUR	45 gallons barrel agitator
BBOUCHON	2" stainless screwed cap for barrels
13070	Drum reducer cap 3/4"
Q473135	Drum plug wrench (green)
NIVEAUBARIL	Level for barrel
QORINGGBA	Barrel o-ring
ORINGBARIL	O-ring for barrel transfer
PUISSETTE	Drum thief
BTRANSFERT823449	Plastic barrel syrup transfer with clamp

Universal barrel washer with 2-way rotation
LAVEBARIL

Drum-washer



Barrel washer with 1-way rotation





Jacketed tanks

10 Imp. Gallons jacketed tanks

- Stainless steel
- Stainless valve with spout
- Syrup level
- Double wall water level and water drain valve
- Thermometer well
- Lid included
- Inlet for electric element option
- 65,000 BTU propane burner option
- Heating electric element option 5 000 watts, 240 volts
- Jacketed tank table option with adjustable shelf

Jacketed tank table
20" x 48" x 36" h
Bottom shelf
TABLEM1T
20" x 42" x 36" h
Adjustable shelf +
bottom shelf
TABLEM2T



10 gallons jacketed tank
To use with propane burner or electric element
Lid included
Electric element not included



Adaptor 1/4" to 3/16" «stainless»
ADAPT1/4X3/16SS
Digital thermometre "Professionnel" Taylor
V1470



Table jacketed tank (10 Imp. gallons) or Caster trolley jacketed tank

# Product	Imp. Gallons	Width*	Length*	Height*	Valve with spout	Electric heating element
BAIN25	25 Imp. Gal.	28"	22"	34"	1"	2 included
BAIN34	34 Imp. Gal.	28"	24"	34"	1"	2 included
BAIN40	40 Imp. Gal.	28"	28"	34"	1"	2 included
BAINE16X16	10 Imp. Gal.	16"	16"	14"	3/4"	Option only

* Approximate measurements of the lid BAIN25-34 or 40.
* Approximate measurements outside 10 gallon tank.

Jacketed tank accessories (table)

# Product	Description
TELE5000	5 000 watts element
PROPANE	Propane burner 65 000 BTU

Jacketed 25-34 or 40 gal. tank

- Stainless steel
- Syrup level with 1" valve
- Double wall water level and water drain valve
- Double wall filling inlet
- Lid with opening
- 2 heating electric elements 5 000 watts, 240 volts
- Caster galvanized framed trolley
- Also available jacketed "HERMAN" tank with syrup press



Round Jacketed tank 40 gallons (Imp)


- # BAIN40iSO**
- Lid
 - 2 electric heating elements 5,000 watts, 240 volts

Silicone accordion cup for level
7920
Complete level with accordion silicone cup
NIVEAU
Plexiglass tube for level
QNIVEAULSBM



2019 RBQ: 8344-0651-57





Syrup transformation

Can sealers

Automatic electric can sealer



- Famous MASTER brand parts
- Automatic can rotation
- 1/3 hp motor
- Stainless steel base, belt and motor guard
- Easy to use
- Electric 110 volts
- Replacement parts: Ask our advisors!



Manuel sealer « Ives-way »

Changing your semi-automatic sealer to electric automatic
MODIFICATI




Semi-automatic MANUAL can sealer

- Crank handle (can rotation)
- Seal two can sizes:
 - ✓ #2 can (3-7/16" ø x 4-9/16" h) as per 540 ml maple syrup can
 - ✓ #3 can (4-1/4" ø x 4-7/8" h)
- Up to 150 cans / h
- Easy to use
- Weight 15 lbs
- Made in USA

Modification for special size can

Ask an advisor




Food equipment grease
799-11400



Can sealers				
# Product	Description	Width*	Depth*	Height*
QSERTISAUTO	Automatic electric	12"	24"	18"
Q72910002	«Master» semi-automatic manual	8"	9"	13"
SERTISSEUSEMANUEL	Manual «Ives-Way»	6"	7"	9"

*Mesures approximatives.





Automatic filler and industrial bottling machine



Jacketed tank and propane burner (not included)

Automatic filler kit

QENCANNEUSE

The exact weight at each container!

- Electronic control box
- Weighing scale included
- Ferrule connector
- Easy to use
- Electric 110 volts
- Connects to a jacketed tank (not included)



Automatic filler kit



Industrial bottling machine


40 gallons Jacketed syrup tank

Includes 2 5,000 watt elements and 3 outputs

BAIN403

- Works with air compressor 1 hp (not included)
- Adaptable for different bottle sizes
- Power supply 120 Volts 200 Watts with GFCI power cord
- Continually hot syrup
- Recirculation of the overflow of syrup
- Reduce bottling time
- Antifoaming system
- Stainless steel
- Diaphragm pump
- Level detector
- Equal volume per bottle

Option table




Options

- Digital indicator of syrup temperature
- Filling timer
- Gutter

5 bottles

2019 RBQ: 8344-0651-57





Syrup transformation

GIANT 6 gallons maple cream machine



- Funnel-pan
 - ✓ 6 Imperial gallons
 - ✓ Bottom pan dimensions:
 - ✓ 16" W x 16" L approximately
- Cooling pan
- Cooling coil
- 1" gear pump
- Mirror stainless steel
- Electrical connection:
 - ✓ 20 amp / 220 volts
- Dimensions motor base:
 - 29" W x 29" D x 16" H approximately



60 cones
stainless stackable stand
(12" x 24" x 3")
(Sold separately)
SUPPORTC60



New
L.S. Bilodeau INC.
418 876-2013 • lsbilodeau.com
Manual cone filler
6 valves (17" x 14" x 14")
60 cones stand
(Sold separately)



Cooling coil and pan
included



64 cones
Plastic stand
SUPPORT64




24 cones stainless stand
SUPPORTC

Giant 3" maple
cream gun
QFUSILG



1- Cook 2- Cool 3- Stir

Funnel-pan designed to eliminate transfer or container handling



2 gallons maple cream machine



Cream machine with a single wall funnel

- Single wall pyramidal funnel
- Option double wall funnel (water)
- Gear pump ½" brass or stainless
- Tri-way valve
 - ✓ Recirculation of maple cream
 - ✓ Filling containers
- Electrical connection 110 volts
- Stainless steel



Sugar machine *Smooth, creamy and tasty!*
With blade mixer



Cream machine with double wall funnel



16 blocks sugar mold 2-1/2" x 4-1/2"



Sugar bowls 4 sizes

Maple cream and sugar making accessories

# Product	Description
QREFIL	Cream gun refill cartridge
QREFILGEANTB	Giant cream gun refill cartridge
EMBOUTDOUILLE	Decorating tips adaptor ONLY for maple cream gun
EMBOUTDOUILLEGEANT	Decorating tips adaptor ONLY for GIANT maple cream gun
EMBOUTBEURRE	Tip adaptor ONLY for maple cream gun
EMBOUTBEURREGEANT	Tip adaptor ONLY for GIANT maple cream gun
EKITFUSIL	Decorating tip kit for maple cream gun
QFUSIL	Maple cream gun
QFUSILD	Maple cream gun + decorating tips adaptor (decorating tips not included)
QFUSILG	GIANT maple cream gun
QFUSILDGEANT	GIANT Maple cream gun + decorating tips adaptor (decorating tips not included)
Q268625	Sugar molds, wood base, stainless dividers
Q23008	Round sugar pan 0.80 US gal. bottom 6-½" ø x top 10" ø
Q23009	Round sugar pan 1.47 US gal. bottom 8-½" ø x top 13" ø
Q23011	Round sugar pan 2 US gal. bottom 10" ø x top 14" ø
Q23010	Round sugar pan 3.5 US gal. bottom 13" ø x top 16" ø
QPLAT	Bowl ONLY for sugar machine




Tip adaptor for decorating tips

Maple cream regular tip gun Refill cartridge (sold separately)

Decorating tip kit (sold separately)





Syrup transformation

Refrigerating table



Cooling table (taffy table)

PURCHASE OR RENTAL

- Stainless steel
- Water draining valve
- Cover included
- Storage shelf
- 2 adjustable legs
- 2 casters
- Handle
- 110 volts



Taffy pans



Plexiglass service tray option

Freeze water into ice in

less than ½ hour

Ideal for your parties!

No need to run for snow for your maple taffy parties. Taffy, even in summer, or keep your food cool in the sun.

Refrigerating table (taffy) and taffy pans

# Product	Width*	Depth*	Height*	Option taffy pan cover
ETABLE<	66" with handle	24"	33"	Stainless cover for taffy table included
PANNE12X10X10h	12" top	10" bottom	10"	COUVERCLEP12X10
PANNE16X16X10h	16" top	16" bottom	10"	COUVERCLEP16X16
PANNE18X18X10h	18" top	18" bottom	10"	COUVERCLEP18X18

*Mesures approximatives.



Other accessories

# Product	Description
LOCATIONTABLE	Taffy table rental
QPICHETBAS	Pitcher with spout under the ledge ø 5-½" x 8-½"
QPICHETHAUT	Pitcher with spout on the ledge ø 5-½" x 8-½"
QPICHETSANS	Pitcher WITHOUT spout ø 5-½" x 8-½"
COUVERCLETABLE	Plexiglass taffy table service tray



Taylor "Classic" thermometer
THERS983N



Pitchers

Taffy bite dispenser
BILOTIRE



Digital thermometer - Taylor "Professionnal"
50 °C à 300 °C
THERMOBBQ



Digital thermometer
V1470
Adaptor 1/4" à 3/16" «stainless»
ADAPT1/4X3/16SS

Candy thermometer
18-1/2" wood handle
72920008
Replacement
Q72920009




Candy thermometer
Polder
THERMOBONBONS11N



Taylor digital candy thermometer
TALORDIGITAL





Buckets and sap collecting tub

STAINLESS BUCKET 2 imp. gallons

# Product	Description
CHAUDIERESS	L.S. bucket 2 imp. gallons
CHAUDSSINS	Bucket personalization
COUVCHAUDSS	L.S. stainless bucket lid
INSCCOUVCHAUDSS	Lid personalization



Lid and bucket stainless with personalization option

Bucket spout 5/16" blue
QCHAL5/16SB



Stainless bucket spout 19/64" WITH Teflon block
CHALU19/64SSBLOC

WITHOUT Teflon block
CHALSS19/64



Sap collecting bucket

- Stainless steel
 - 5 gallons (20 liters)
- # CHAUDIERESS5GLS



Sap collecting tub STAINLESS 18g

# Product	Imp. Gal.	Width	Length	Height
ETONNE115	115	30"	48"	22"
ETONNE115A	115	24"	60"	22"
ETONNE250	250	38"	80"	22"
ETONNE380	380	47"	100"	22"
ETONNE580	580	60"	119-½"	22"



Removable strainer (filter)

Sap collecting tub Stainless steel

- Sloped top with 3" raised edge
- Larger surface to transfer sap
- Removable strainer (filter) with handle
- Output 1-½"
- 4 transportation handles
- Standard sizes or custom made



Sloped top with 3" raised edge



2019 RBQ: 8344-0651-57



Bucket washer



New motor cover



LAVEUSEC Reduce bucket washing time

- Galvanized steel frame
- Plastique tub (recycling)
- No corrosion
- Easy to use
- Secure knee clutch and hands free
- 110 volts
- Motor cover
- Option replacement brushes



Knee clutch for more security (leaves two hands free)



Brushes easy to replace



Brush «Kit» (3 brushes)
Bucket 2 gallons
Q10004005

Bucket 3 gallons
BROSCHAU3G



Other brush for 2 gallons buckets
Q72940031
Use with drill

Check availability
USED Buckets 1-½, 2 or 3
gallons:
U-136 = 1-½ gal
U-137 = 2 gal
U-138 = 3 gal




"Hat" lid
QL7100



Check the availability
of a variety of
used models



LS galvanized
bucket lids
QCOUGALV



Water storage tanks

Illustrated model
5' x 16' x 60"



Extractor supporting rack
over storage tank
See page 70
Adjustable
Stainless steel



- Strong-built, durable, aesthetic and advantageous price
- Standard sizes or custom made
- 25 to 10 000 imp. gallons
- *MATTE* or *MIRROR* stainless steel
- Galvanized steel frame
- Outlet drain included
- Options : over flow, water level or 8" raised portion
- Option hybrid mid-bottom output, tank end; *The best of both worlds!*



Illustrated model
3' x 8' x 36"




Option hybrid
mid-bottom outlet,
tank end

3 feet wide

Length Feet	18" height gallons CA = Imp.	24" height gallons CA = Imp.	30" height gallons CA = Imp.	36" height gallons CA = Imp.	44" height gallons CA = Imp.	Ø Outlet and overflow option
4'	87 CA	123 CA	163 CA *h/s	197 CA	250 CA *h/s	1-½"
	104 US	148 US	196 US	236 US	300 US	
8'	173 CA	246 CA	320 CA	393 CA	500 CA *h/s	1-½"
	208 US	296 US	384 US	472 US	600 US	
12'	260 CA	369 CA	488 CA *h/s	590 CA	750 CA *h/s	1-½"
	312 US	444 US	587 US	708 US	901 US	
16'	346 CA	493 CA	651 CA *h/s	786 CA	479 CA *h/s	1-½"
	416 US	592 US	782 US	944 US	575 US	

*h/s = non-standard (available custom size)





Water storage tanks

4 feet wide

Length Feet	30" height gallons CA = Imp.	36" height gallons CA = Imp.	42" height gallons CA = Imp.	44" height gallons CA = Imp.	46" height gallons CA = Imp.	Ø Outlet and overflow option
4'	206 CA *h/s 248 US	252 CA 302 US	300 CA 361 US	317 CA 380 US	339 CA *h/s 407 US	1-½"
8'	413 CA *h/s 496 US	503 CA 604 US	601 CA 722 US	634 CA 761 US	679 CA *h/s 815 US	1-½"
10'	505 CA 606 US	627 CA 752 US	748 CA 899 US	789 CA 948 US	848 CA *h/s 1 019 US	1-½"
12'	619 CA *h/s 744 US	755 CA 906 US	901 CA 1 083 US	950 CA 1 141 US	1 018 CA *h/s 1 222 US	1-½"
14'	722 CA *h/s 867 US	878 CA 1 054 US	1 049 CA 1 260 US	1 106 CA 1 328 US	1 187 CA *h/s 1 426 US	1-½"
16'	825 CA *h/s 991 US	1 006 CA 1 208 US	1 202 CA 1 443 US	1 267 CA 1 522 US	1 357 CA *h/s 1 630 US	1-½"

*h/s = non-standard (available custom size)

5 feet wide

Length Feet	36" height gallons CA = Imp.	40" height gallons CA = Imp.	46" height gallons CA = Imp.	60" height gallons CA = Imp.	72" height gallons CA = Imp.	Ø Outlet and overflow option
4'	301 CA 362 US	348 CA 418 US	411 CA *h/s 493 US	556 CA *h/s 668 US	681 CA *h/s 817 US	2"
8'	603 CA 724 US	697 CA 837 US	821 CA *h/s 986 US	1 112 CA *h/s 1 336 US	1 361 CA *h/s 1 635 US	2"
10'	750 CA 901 US	870 CA 1 045 US	1 027 CA *h/s 1 233 US	1 390 CA *h/s 1 669 US	1 702 CA *h/s 2 043 US	2"
12'	904 CA 1 086 US	1 044 CA 1 254 US	1 232 CA *h/s 1 480 US	1 668 CA *h/s 2 003 US	2 042 CA *h/s 2 452 US	2"
14'	1 052 CA 1 263 US	1 218 CA 1 464 US	1 437 CA *h/s 1 726 US	1 946 CA *h/s 2 337 US	2 382 CA *h/s 2 861 US	2"
16'	1 205 CA 1 447 US	1 393 CA 1 673 US	1 643 CA *h/s 1 973 US	2 184 CA 2 622 US	2 722 CA *h/s 3 270 US	2"

*h/s = non-standard (available custom size)

6 feet wide

Length Feet	60" height gallons CA = Imp.	72" height gallons CA = Imp.	84" height gallons CA = Imp.	92" height gallons CA = Imp.	Ø Outlet and overflow option
16'	2 604 CA 3 128 US	3 203 CA *h/s 3 846 US	3 801 CA *h/s 4 565 US	4 199 CA *h/s 5 043 US	2"


*h/s = non-standard (available custom size)




Graduated ruler
tank level
GRADUATEURBASSIN
Stainless

Mice-stairway
for storage tanks
EBMS
Stainless





Water storage tanks



7 feet wide

Length feet	60" height gallons CA = Imp.	72" height gallons CA = Imp.	84" height gallons CA = Imp.	92" height gallons CA = Imp.	Ø Outlet and overflow option
16'	2 964 CA 3 559 US	3 662 CA *h/s 4 398 US	4 359 CA 5 235 US	4 824 CA 5 794 US	3"
20'	3 705 CA 4 450 US	4 577 CA *h/s 5 497 US	5 449 CA 6 544 US	6 031 CA 7 242 US	3"

*h/s = non-standard (available custom size)

92 feet wide

Length Feet	60" height gallons CA = Imp.	72" height gallons CA = Imp.	84" height gallons CA = Imp.	92" height gallons CA = Imp.	Ø Outlet and overflow option
16'	3 192 CA *h/s 3 833 US	3 956 CA *h/s 4 751 US	4 720 CA *h/s 5 668 US	5 229 CA 6 280 US	3"
20'	3 990 CA *h/s 4 791 US	4 945 CA *h/s 5 939 US	5 900 CA *h/s 7 086 US	6 536 CA 7 850 US	3"
24'	4 788 CA *h/s 5 750 US	5 934 CA *h/s 7 126 US	7 080 CA *h/s 8 503 US	7 843 CA 9 420 US	3"
28'	5 586 CA *h/s 6 708 US	6 923 CA *h/s 8 314 US	8 260 CA *h/s 9 920 US	9 151 CA 10 990 US	3"

*h/s = non-standard (available custom size)



Osmosis tub
4' x 2' x 42"



Osmosis tub
4' x 2' x 27"



Tubs for reverse osmosis

Osmosis model	Width	Length	Height	Imp. Gallons	Stainless
100-200	4'	2'	27"	125 CA	Matte or Mirror
350	4'	2'	42"	275 CA	Matte or Mirror
350	4'	4'	27"	275 CA	Matte or Mirror




Storage tank accessories

Concentrated sap cooler for storage tank



**Cooler Kit
for storage tank**

- Stainless steel coil
- Temperature probe
- Reading temperatures in real time
- Automatic low level stop
- 8 000 BTU/h, 15 AMP or more
- Ideal for concentrated water sap
- Allows the preservation of maple water several days



bilocool
Cold water = syrup quality!

# Product	Description	Cooling unit	BTU/h	Electrical connection
REFRIGERANTE	Concentrated sap cooler Bil-o-cool SMALL	¾ hp	4 000	110 V / 15 AMP or 220 V / 7,5 AMP
REFROIGROS	Concentrated sap cooler Bil-o-cool BIG	2 hp	8 000	220 V / 15 AMP or +

Accessories for storage tank

# Product	Description
TBLS2BA	Silicone plug 2" (plug only)
QTIGEBASSIN24, 36, 42 or 48	Silicone plug with handle 24", 36", 42" or 48" high
EBOULEN	Black ball 3" float for tank control
01085	White brush for tank cleaning 4-½" x 8"
01095	White brush for tank cleaning 5-½" x 9"
Q518	Electric control 42" for storage tank
QCOUVB	Tank lid (customized) with hinge or not
QEHELLEBASSIN	Ladder stainless steel for storage tank (customized)
Q010506	Tank water filter 36" x 48", 18 loops
Q010507	Tank water filter 48" x 60", 22 loops
F050500	Water filter bag with laces 16"
F050520	Water filter bag with laces 20"
F050501	Water filter bag with laces 30"
CONTROLE	PENN float electric control KIT for tank
STRAINER1	Strainer (mesh filter) 1"
Ask our advisors	Installation hardware




White brush for tank
4-½" x 8" or 5-½" x 9"
01085 # 01095



Silicone plug 2"
Plug only or with
handle



**Electric control «float»
PENN**
for storage tank
CONTROLE



Horizontal and vertical plastic tanks



Pickup tank

We offer the full range of plastic tanks.

Ask our advisors!



Horizontal tank



Funnel filter


QENTNPETIT


Pickup tank (ex.: V0325)

QENTNPETITMEME
HL0035 to HL0225



QENTN325ECT
HL325 and +





Insulated silos for maple sap

Gallons IMP/US	Inside diameter	Height inches	Height feet
17,500 / 21,017	144" (12')	308	25.67
21,000 / 25,220	144" (12')	368	30.67
24,500 / 29,423	144" (12')	428	35.67
28,000 / 33,627	144" (12')	488	40.67
31,500 / 37,830	144" (12')	548	45.67
35,000 / 42,033	144" (12')	608	50.67
38,500 / 46,237	144" (12')	668	55.67
42,000 / 50,440	144" (12')	728	60.67

Also to your needs

Options

Industrial washing ball

Pump (for industrial washing ball)

Carriage (Crane and special transportation)
BUDGET PRICE may vary depending on distance and location


Specifications

- Stainless steel 304L construction
- Inside and outside welding passivation
- Interior bottom with slope
(Determined with the client)
- Conical top
- Mounted on treated and painted steel base
- Manhole positioned at the bottom of the silo
- 3" ferrule output
- 3" ferrule overflow
- 21" vent
- 3" input (located inside the silo)
- 2 lifting rings for handling



Option industrial washing ball and pump

Illustration purposes only



Advantages: **Sleep upon both ears!**

- **Insulation:**
 - ✓ Keeps the temperature of the inlet water: increase or decrease the temperature by 0.5 °C per day with a differential of 30 °C with the outside temperature
 - ✓ Prevents freezing of liquid
- **Eliminates:**
 - ✓ Construction of a building for conventional sap tanks
 - ✓ Maintenance and heating of building
 - ✓ Building taxes
- Better production management
- Reduction of boiling labor and cleaning of sap tanks
- Removes stress; no overflow sap tank alarms



Syrup mixer
see page 31



Insulated silos for maple sap

Maple sap tanks or other liquid *(granulated see page 102)*

Up to 180 000 litres (39 600 Imp. Gal.) • Integrated washing system option
INSULATED silo or not (keep sap water cold, variation of 0.5 °C/day)

A nice storage tank, instead of the hassle of construction of a building and the installation of conventional tanks. No more heating, maintenance, taxes, etc.

LS Bilodeau Quebec division has been producing silos for several years.

We can make yours!

Contact Nicolas at Neuville 418 876-0006

Silo for maple sap 24,500 Imp. gallons

THE MINI SILO

Gallons CA	Gallons US	Diamètre intérieur	Hauteur pouces	Hauteur pieds
2 800	3 365	96" (8')	132"	11'
4 400	5 285	96" (8')	180"	15'
6 000	7 205	96" (8')	228"	19'
7 500	9 000	96" (8')	288"	24'
9 000	10 800	96" (8')	348"	29'
10 500	12 600	96" (8')	408"	34'

Aussi À VOTRE MESURE



Silo for maple sap

silo pour
eau d'érable

Mini-silo insulated
±2 800 à
10 500 gal

THE MINI SILO:

Same specifications as bigger silo, but
with conical sloped bottom.

Transportable
by the customer or standard
transportation, ideal for far locations.



*Conical sloped
bottom*




*Delivery and installation
of a 21,000 Imp. gallons
maple sap silo*



New
Mini-silo
UNinsulated

2019 RBQ: 8344-0651-57



Vacuums and pumps

Vacuum systems **EDWARDS PUMPS**

Dry claw or rotary vane

- Options:
 - ✓ Evolution variable: Speed variation drive
 - ✓ Moisture trap outlet 2" or Deluxe 3" or type Extra



ES Rotary Vane Pumps Single Stage (oil sealed)

	Maximum displacement				Ultimate vacuum		Noise level		Permissible ambient temperature		Nominal motor rating			
	50 Hz		60 Hz				50 Hz	60 Hz			50 Hz		60 Hz	
	m3/h	cfm	m3/h	cfm	mbar(a)	Torr	dB(A)		°C	°F	kW	Hp	kW	Hp
ES 065	59	35	70	41	0.15	0.11	64	66	12 - 40	53- 105	1.5	2	1.8	2.4
ES 150	90	53	105	62	0.15	0.11	64	67	12 - 40	53- 105	2.3	3	3	4
ES 200	190	112	225	132	0.08	0.06	67	69	12 - 40	53- 105	4.5	6	5.8	7.7
ES 300	275	162	320	188	0.08	0.06	69	71	12 - 40	40- 105	6	8	7.5	10




EDC Dry Claw Single-Stage Pumps

	Nominal displacement		Ultimate vacuum			Noise level	Permissible ambient temperature range		Nominal motor rating	
	m3/h	cfm	mbar(a)	Torr	"Hg Vac	dB(A)	°C	°F	kW	Hp
EDC 065 60 Hz	78	46	50	37.5	28.4	70	-10 to 40	14 to 105	2.2	2.9
EDC 150 60 Hz	180	106	50	37.5	28.4	79	-10 to 40	14 to 105	4.4	6
EDC 300 60 Hz	360	212	140	105	25.8	82	-10 to 40	14 to 105	7.4	10

Pumping speed based on air at 20°C / 70°F. Tolerance +\u002D10%\





TRAVAINI pump vacuum systems

With TRAVAINI pump and speed variation «drive»



EVOLUTION variable

Speed variation «drive»

- Direct Three-phase (without coupling between shaft and pump)
- Modulation and variation of vacuum; preprogrammed
 - ✓ Can decrease up to 40% of CFM as the freezing point approaches
- Start and stop according to the indicated temperature (Bilomatic)
- Consumes 25% less electricity
 - ✓ Three-phase = 11 AMP and 32 AMP at full speed compared to a single phase = 43 AMP

High efficiency Travaini pump up to **29.8 hg** of vacuum


TRMB 40-110-5hp • TRMB 40-150-7.5 hp • TRMB 40-200-10 hp

- Electrical 220- 1 phase
- Options:
 - ✓ Supporting rack for Travaini pump
 - ✓ Complete system of transformation; oil cooling system «Flowultra» with adjustable legs (oil included in L shaped table)
 - ✓ Cooling water storage tank (Osmosis tub 24" x 48" x 24")

EBO12436

Cooled with water or oil





Vacuums and pumps

TRAVAINI vacuum systems

Cooled with water or oil

From 500 to 10,000 taps

HIGH EFFICIENCY TRAVAINI PUMP
UP TO 29.8 HG OF VACUUM

- Travaini pump
- Up to 29,8 hg of vacuum
- LS oil reclaimer
- 240 Volts
- Ultra quiet
- LS cooling oil radiator 12" x 12"
- Options :
- ✓ Modulation and variation from a drive speed controller
- ✓ Transformation system (oil cooling system Flowultra) with adjustable legs for Travaini pump
- ✓ Cooling water storage tank (Osmosis tub 24" x 48" x 27")

EBO12436



Transformation oil cooling system
 Size without adjustable legs (L shape):
 Total bottom width: 28" • Top width: 7-7/8" •
 Height: 12" # TRAVAINI

- Complete oil transfer system with cooling unit for Travaini pump with oil level and pressure dial


Dimensions without adjustable legs (L shape):
 Total bottom width: 48" • Top width: 10-1/2" • Height: 16"
 # TRAVAINI (gros)

Option speed variation «drive»



Simple installation without pump cooling options





TRAVAINI vacuum systems

Travaini vacuum pump sets

Up to 29.8 hg of vacuum

- Stainless steel impeller
- Electric motor

Build your vacuum with the following components

Select the pump in the chart on the next page

Example: Vacuum pump Travaini TRMB 40-110 with stainless 5 HP motor
(see chart for product #)

Options

✓ **Water cooling set**

- Supporting rack for Travaini pump # **SUPPORTPOMPETRAVAINI**
- Osmosis tub 24" x 48" x 24" # **EB012436**

✓ **Oil cooling set**

- Vacuum oil Turbo flow R and O 22 # **TURBOFLO22**
- Complete oil transfer system Travaini with cooling system # **Travaini**




Model

TRVB 40-150



Model

TRVB 40-110 CM



Model TRVX
with variable speed
Lesson motor



Model


TRVB 40-200 CM



Model

TRVB 40-110 MRX






TRAVAINI liquid ring pumps for vacuum

# Product	Vacuum in/Hg	CFM	Speed RPM	Motor HP	OPTIONS	
TRSE single-stage with sealed outer ball bearings						
TRSE40-100	26"	19-105	1750	5 HP	Bareshaft Coupled to an electric motor Monoblock with electric motor	
TRSE40-150	26"	19-105	1750	7,5 HP		
TRSE50-220	26"	19-105	1750	10 HP		
TRVB single-stage rotary						
TRVB40-110	29"	30-145	1750	5 HP	Monoblock with electric motor	
TRVB40-150	29"	30-145	1750	7.5 HP		
TRVB40-200	29"	30-145	1750	10 HP		
TRVX single-stage with outer ball bearings						
TRVX255	29"	230-1180	885-1180	3 HP	Bareshaft Coupled with an electric motor Monoblock	
TRMB single-stage rotary						
TRMB40-110M	29"	35-145	1750	5 HP	Direct monoblock with electric motor	
TRMB40-150M	29"	35-145	1750	7.5 HP		
TRMB40-200/RX	29"	35-145	1750	10 HP		

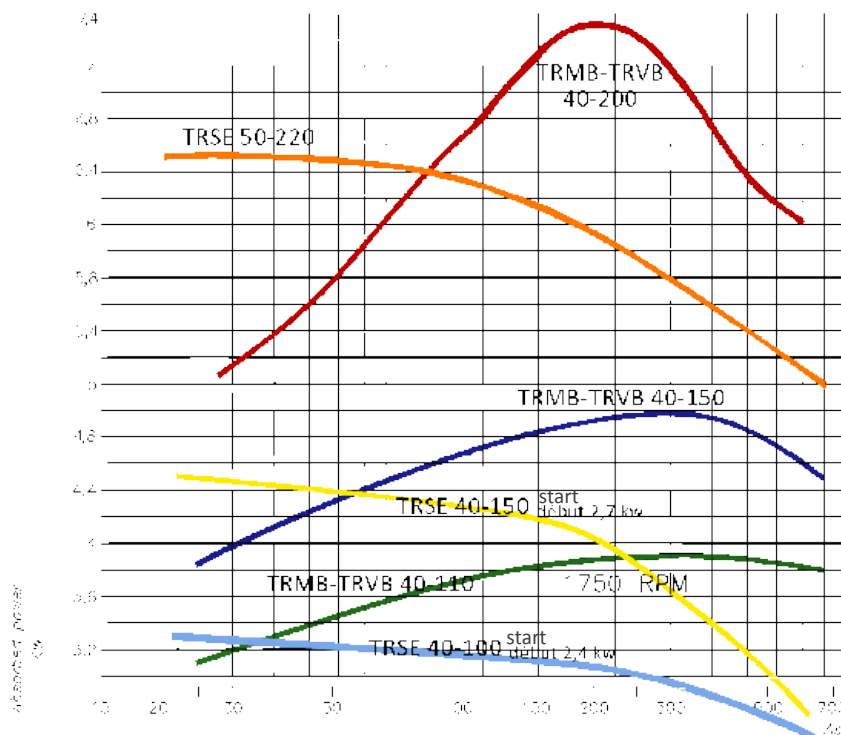
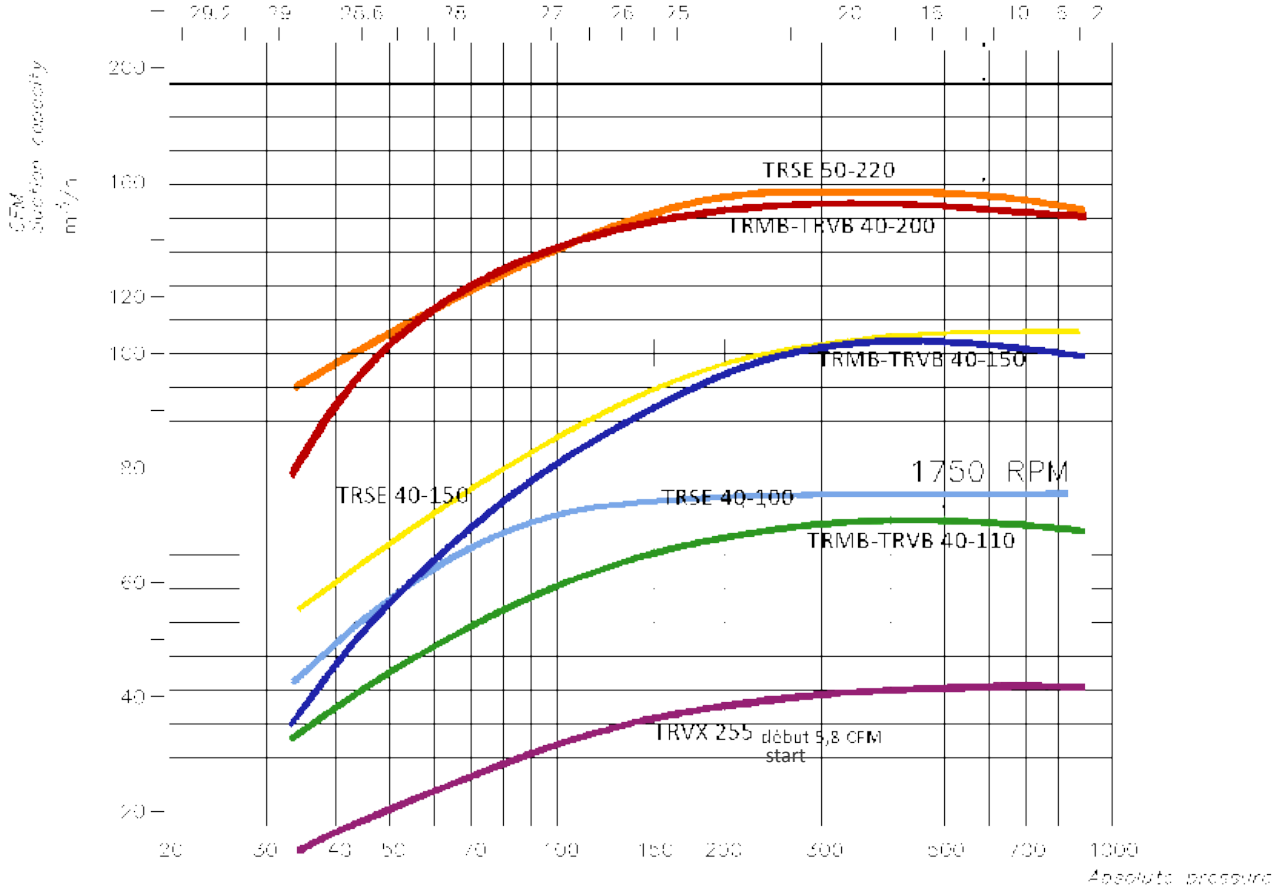
See graphical curves example on the following page.






Vacuums and pumps

TRMB/TRVB 40-110 — TRMB/TRVB 40-150 — TRMB/TRVB 40-200
 TRSE 40-100 — TRSE 40-150 — TRSE 50-220 — TRVX 255



TRAVAINI pumps TRMB-TRVB – TRSE - TRVX






Horizontal and Vertical vacuum systems VP76-VP77-VP78

Vacuum system Build your vacuum with the following components


- Gas or electrical motor
- Horizontal black painted steel base # QVP76BASEAFAB
- Or Vertical galvanized steel base
- Options:
 - ✓ Oil reclaimer (2 models see next page)
 - ✓ Vacuum pump VP76 - VP77 - VP78 DeLaval
 - ✓ Oiler dropper
 - ✓ Rack set – Triple oil dropper – Simple oiler
 - ✓ LS universal muffler # SILENUNIFAB
 - ✓ LS oil cooling system # REFROIDISSEURHUILE
 - ✓ Adjustable vacuum regulator # Q312
 - ✓ Small vacuum regulator with pail # Q3121
 - ✓ Deluxe moisture trap 3" outlet # Q507D



HORIZONTALE base
 VP76
 # QVP76BASEAFAB
 VP77
 # QVP77BASEAFABH
 VP78
 # QVP78BASEAFABH

Motor	VP76	VP77	VP78
3 HP	36 CFM - 22 HG		
5 HP		56 CFM - 22 HG	
7.5 HP		65 CFM - 22 HG	71 CFM - 22 HG
10 HP			84 CFM - 22 HG

VERTICALE base
 VP76
 # QVP76BASEAFABV
 VP77
 # QVP77BASEAFABV
 VP78
 # QVP78BASEAFABV



Gas VP76



Vacuums and pumps



**Oil reclaimer
(2 models)**

RECUPERATEURLSFLOOD
LS «flood» oil reclaimer 15"

- ◀ • 2" for VP76
- 3" for VP77 and VP78



**Vacuum
Head pump only
DeLaval**
*See charte on next page for
product #*

**# RECUPERATEURLS
LS oil reclaimer**



**Option
Rack set for triple oil
dropper
and oiler (included)
HORIZONTAL BASE
QCOMPTEGFAB
or
VERTICAL BASE
COMPTEGFABV**



**LS universal muffler
SILENUNIFAB**



**Gas motors
Honda for VP76 only**

9 HP without electric starter
MOTEURHONDA9HPSD

9 HP with electric starter
MOTEURHONDA9HP

5 HP with starter
MOTERU5.5D

Honda 5 HP without starter
MOTEUR5.5

**Moisture trap
Outlet 2"
Q506HUMI**



**Adjustable vacuum regulator
Q312**

Electric motors

Baldor electric
3 HP Baldor
MOTEUR3HPBAL

5 HP Baldor
MOTEUR5HP


7.5 HP Baldor
MOTEUR7.5HP

10 HP Baldor
MOTEUR10HP




**Deluxe Moisture trap
Outlet 3"
Q507D**

**Small vacuum regulator
with pail
Q3121**



2019 RBQ: 8344-0651-57



VP76 VERTICAL vacuum system

With **Bilomatic** automatic starter

Up to 3,000 taps

- DeLaval VP76 pump VERTICAL # QTETEV76FABV
- Motor 3 HP Baldor # MOTEUR3HPBAL
- Up to 24 hg of vacuum
- 240 Volts
- Galvanized steel base # QVP76BASEAFABV

Options:

- ✓ LS universal muffler # SILENUNIFAB
- ✓ LS oil pump cooling radiator 12" x 12"
QRADIAEUR radiator only or with fan (see below)
- ✓ Rack set, electric triple oil dropper, oiler included
COMPTEGFABV
- ✓ High performance 15" «flood» oil reclaimer
RECUPERATEURLSFLOOD
- ✓ **Bilomatic** automatic starter:
 - Without contactor # BILOMATICP
 - With contactor # BILOMATICG
- ✓ Osmosis tub 24" x 48" x 24" (71 Imp. gal.) # EB012436

Gas model
also available



bilomatic



Automatic
Vacuum pump starter
Bilomatic

- Easy to use
(indicate desired temperature)
- Outside temperature indicator

Without contactor # BILOMATICP
With contactor # BILOMATICG




Keep the oil colder and raise the
vacuum higher in HG
QRADIAEUR
12" x 12" radiator only

QRADIAEUR1212V
with fan input 1" (illustrated)



Ask our advisors for all the details!





Vacuums and pumps

Vacuum pump head ONLY DeLaval

Pump	VP76	VP77	VP78	VP78
HORIZONTAL base	QTETEVP76FABH	QVP77BASEAFABH	QTETEVP785HPFAB	Pump head for 5 HP
VERTICAL base	QTETEVP76FABV	QVP77BASEAFABV	QTETEVP787.5HPFAB	Pump head for 7,5 HP
Vacuum pump head (only)	QTETEVP76	QTETEVP77	QTETEVP78	Pump head alone
Gas vacuum pump head (only)	QTETEVP76FAB		QTETEVP7810HPFAB	Pump head for 10 HP



VP76 head pump only



Vacuum dial gauge 2-½"
(¾") 0-30 PSI

720014

Vacuum dial gauge 2"
PGV-30 200A01-250

720077-1



Vacuum dial gauge
glycerine
2-½" (¾") 0-

720040



Seals




Vacuum oil

Other vacuum accessories

	# Product	Description
VP76	VP7690638582	Pump fin set for DeLaval VP76 + seal + bearing
	QSP76	Seal 7440 (pump VP76 DeLaval)
	QSCEAL76	Seal vacuum pump DeLaval VP76
	ROTORVP76	Vacuum rotor heart VP76
VP77	QPOULIE2MA44L	Double pulley for vacuum 2MA44L VP76
	VP7790638583	Pump fin set for DeLaval VP77 + seal + bearing
VP78	KITVP78	Pump fin set for DeLaval VP78 + seal + bearing
	QSEALVP78	Seal vacuum pump DeLaval VP78
	QCOUR3VX600	Belt VP78 3VX600
	QPOULIEVENTILLÉ	Vent vacuum VP78 double pulley
	QSEALVACUUM	Seal 20 x 32 x 7 for vacuum
	ALESOIRV	Reamer for vacuum (engine stone)
	720022	Vacuum dial gauge (4") ¼"
	720077-1	Vacuum dial gauge 2" PGV-30 200A01-250
	720014	Vacuum dial gauge 2-½" (¾") 0-30 PSI
	720040	Vacuum dial gauge glycerine 2-½" (1/4") 0-
	QCLAPET	Stainless vacuum pump flapper valve 1-½"
	QCLAPETOR	Vacuum pump flapper valve gold DeLaval
	QSHF10020L	Vacuum oil «flood» (SHF100) 18.9 litres
	QSHF68	Vacuum oil 18.9 litres DeLaval LUB SHF68
	QSHF68205L	Vacuum oil 205 litres DeLaval LUB SHF68
	QSHF1004L	Vacuum oil 4 litres Universel SHF100
	SHF684	Vacuum oil DeLaval SHF68 4 litres
	TURBOFLO22	Vacuum oil TURBO FLOW R and O 22 (TRAVAINI)
	QPOULIE2MA20	Vacuum double pulley 2MA 20L x ¾"
	QPOULIE2MA30L	Vacuum double pulley 2MA 30L
	QPOULIE2MA34L	Vacuum double pulley 2MA 34L
	QPOULIE2MA35	Vacuum double pulley 2MA 35L
	QPOULIE2MA45	Vacuum double pulley 2MA 45 x 1-1/8"
	QPOULIE2MA52	Vacuum double pulley 2MA 52L
	QPOULIE2MA70L	Vacuum double pulley 2MA 70L
	QPOULIE2MA72L	Vacuum double pulley 2MA 72L
	QPOULIE2MA80	Vacuum double pulley 2MA 80L
	2MA48	Vacuum double pulley 2MA48
	SILENUNIFAB	Universal muffler LS Bilodeau
	TRANSMVACUUM	Vacuum transmitter





Vacuums and pumps

Vacuum pumps for small sugar bushes

Mini vacuum pump DIAPHRAGM

Up to 400 taps

Mini diaphragm pump 3/4"

POMPEVACDIA

Mini diaphragm pump 1-1/2"

POMPEVACDIA1.5

POMPEVACDIA1.524VOLT (for 24 volt connection)

➤ Up to 9,9 gal/min - 30-100 RPM – 10 psi

- Sap extractor not necessary
- Up to **18 hg of vacuum**
- Significantly increases sap running compared to a gravity system
- 110 Volts
- Easy installation with 24 volt battery or solar panel
- Very light weight
- "FDA" food approved components
- Useful for pumping water on an ATV
- Can be used to transfer the syrup to the syrup press



Filter strainer 1-1/2" # Q39957
Drilling for vacuum dial not included



Vacuum dial 2" PGV 30 # 720077-1

DOUBLE DIAPHRAGM vacuum pump Up to 800 taps

19,8 gal/min - 72 RPM – 10 psi

POMPEVACUUMDOUBLE1-1/4"

POMPEVACUUMDOUB1-1/424V (for 24 volt connection)

Various repair parts available

Diaphragm for mini pump

POMPEPIECE13

- Double diaphragm 1-1/4"
- Up to **22 hg of vacuum**
- Others: same features as the diaphragm mini pump



Ask our advisors for all the details!



Sap Extractors



Automated moisture trap
Without vacuum shutdown



More water!! With solenoid.
See the video and details on our website.



EXTRACT PLUS

- Drain tank 10" x 16"
- Overflow tank 10" x 16"
- 2 Collecting holes 1-¼"
- 1 drop 2"
- 2 electric valves
- High level sensor
- Test button
- Outputs for vacuum relay control
- Anti-kalk electrode
- 28" Hg vacuum maximum operating
- Average consumption 6 watts

Extractor EXTRACT PLUS

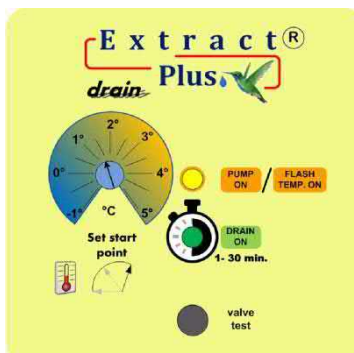
- Automatic vacuum start via 24 VDC remote relay
- Water arrival sensor
- Continuously vacuum and release when the vacuum stops
- 30 or 60 minutes automatic shutoff selector
- Extraction counter
- Anti-kalk electrode
- 29 "Hg vacuum maximum operating
- Average consumption 20 watts

* The installation must be in a heated area at a minimum of 4 °C

AUTOMATED Extractor EXTRACT PLUS up to 25,000 taps

# Product	# Taps	Drain tank	# Electric valves	# Inlets 1-¼"	# Sap outlet 3"
	2 500	12" x 18"	2	4 x 1-¼"	1 x 3"
BHREX3-5	5 000	12" x 24"	2	6 x 1-¼"	2 x 3"
BHREX10000	10 000-20 000	12" x 36"	2 x 1-¼"	8 x 1-¼"	3 x 3"
BHREX20000	15 000-25 000	12" x 46"	2 x 1-¼"	8 x 1-¼"	4 x 3"

* The installation must be in a heated area at a minimum of 4 °C




EXTRACT PLUS Drain

To drain a line of water before it freezes.

- Del pump / drain indicators
- Current sensor (pump)
- Test valve button
- Preprogrammed temperature selector
- 18 feet temperature sensor
- Motorized stainless steel valve ¾"
- 24 VDC low voltage unit
- Temperature fault
- Case front dimensions 5-½" x 5-½"



2019 RBQ: 8344-0651-57



Sap Extractors

MECHANICAL extractors up to 25 000 taps

# Product	Maximum capacity	Dimensions	Manifold	Number of inlets	Sap outlet	Height	Vacuum pump outlet
BHR200 Double Vertical	500 taps	6" x 14"	6" x 12"	4 x 1"	2 x 2"	16"	1-½"
BHR216 Single Vertical	1,000 taps	12" x 18"	6" x 12"	4 x 1"	2"	20"	1-½"
BHR211 Double Vertical	1,000 taps	8" x 16"	6" x 18"	4 x 1"	2 x 2"	18"	1-½"
BHR210 Double Vertical	1,500 taps	10" x 12"	6" x 18"	4 x 1"	2 x 2"	14"	1-½"
BHR213 Double Vertical	3,000 taps	12" x 18"	6" x 27"	6 x 1"	2 x 2"	±20"	1-½"
BHR217 Double Horizontal	5,000 taps	12" x 18"	6" x 30"	6 x 1-¼"	2 x 3"	18"	2"
BHR218 Double Horizontal	5,000 taps	12" x 18"	6" x 36"	8 x 1-¼"	2 x 3"	±18"	2"
BHR215 Single Horizontal	6,000 taps	18" x 24"	8" x 27"	8 x 1-¼"	2 x 3"	±27"	2"
BHR215-3 Single Horizontal	6,000 taps	18" x 24"	8" x 27"	8 x 1-¼"	2 x 3"	±27"	3"
BHR215-VC Continuous Horizontal	6,000 taps	18" x 24"	12" x 27"	8 x 1-¼"	2 x 3"	29-½"	2"
BHR215-VC3 Continuous Horizontal	6,000 taps	18" x 24"	12" x 27"	8 x 1-¼"	2 x 3"	29-½"	3"
BHR219 Double Horizontal	12,000 taps	18" x 18"	6" x 42"	12 x 1-¼"	4 x 3"	24"	2"
BHR220 Double Horizontal	12,000 entailles	18" x 36"	6" x 42"	12 x 1-¼"	4 x 3"	±24"	2"
BHR220-3 Double Horizontal	12,000 taps	18" x 36"	6" x 42"	12 x 1-¼"	4 x 3"	±24"	3"
BHR222 Double Horizontal	25,000 taps	18" x 48"	8" x 52"	15 x 1-¼"	8 x 3"	±27"	3"



BHR211
BHR210
1,000 (211)
1,500 (210)
taps




BHR200
Up to
500
taps



BHR216
Up to
1,000
taps



Sap Extractors



BHR213
Up to
3,000
taps



BHR217
Up to 5,000 taps

BHR215
Up to
6,000
taps



BHR219
Up to
12,000
taps



BHR215-VC
Up to 6,000 taps



BHR222
Up to 25,000 taps

MECHANICAL extractors



BHR218
Up to 5,000 taps



BHR220
Up to 12,000 taps

ELECTRICAL extractors up to 20,000 taps

# Product	Maximum capacity	Dimensions	Manifold	Number of inlets	Sap outlet	Height	Vacuum pump outlet
BHR224 Single Vertical	1,000 taps	12" x 24"	6" x 12"	4 x 1"	1-¼"	±20"	1-½"
BHR224-1 Single Vertical	1,500 taps	12" x 36"	6" x 27"	6 x 1"	1-¼"	36"	1-½"
BHR225 Single Horizontal	7,000 taps	18" x 24"	6" x 27"	8 x 1-¼"	2"	29"	3"
BHR227-36 Single Horizontal	10,000 taps	18" x 36"	6" x 42"	12 x 1-¼"	2"	29"	3"
BHR227-48 Single Horizontal	15,000 taps	18" x 48"	6" x 52"	15 x 1-¼"	2"	29"	3"
BHR227-60 Single Horizontal	20,000 taps	18" x 60"	6" x 60"	8 x 1-¼"	2"	29"	3"

BHR224
1,000 (224)
1,500 (224-1)
taps



BHR225
3,000 to
7,000
taps




BHR-36
BHR227-48
BHR227-60
36 = 10,000
48 = 15,000
60 = 20,000
taps



2019 RBQ: 8344-0651-57





Sap Extractors

Extractors with SUBMERSIBLE PUMP up to 20,000 taps

# Product	Maximum capacity	Dimensions	Manifold	Number of inlets	Sap outlet	Height	Vacuum pump outlet
BHR231 Double Horizontal	10,000 taps	12" x 36"	6" x 36"	8 x 1-1/4"	2 x 3"	± 32"	2"
BHR232 Double Horizontal	20,000 taps	18" x 36"	6" x 36"	10 x 1-1/4"	2 x 3"	± 38"	2"
BHR232-1 With electronic float	20,000 taps	18" x 36"	6" x 36"	10 x 1-1/4"	2 x 3"	± 38"	2"

INCLUDED OPTIONS (A-B-C are optional)

# Product	Description
BHR23_-A	Submersible pump tank (optional)
BHR23_-B	Washing system (optional)
BHR23_-C	Water recovery tank (optional)
BHR23_-D	Pump installation
BHR23_-E	Rack
BHR23_-F	Submersible pump 1/2, 30 G/M, 5 AMP 230V 1 phase, 60HZ



BHR230 = 5,000 taps
BHR231 = 10,000 taps
BHR232 = 20,000 taps

Various extractor parts

# Product	Description
ATTACHEDOMPEUR	Fastener for extractor
Q703	Wire for control 215-216
QCLAPETD	Flapper 2-1/2" white
BHR350-F	Lid 19-1/2" with handle
COUVERCLEDOMPEUR213	Extractor lid 213
336-B	Springs and hinge set
BHR360-3	O-ring for extractor 215
BHR360-B	O-ring 2" for extractor 213
QORING12D	O-ring 12" ORANGE
BHR320-E	Swivel 1-1/2" white
S324E	Swivel 2" white
Q332	Blue flapper 213-216
TRAPPEDOMP334	FDA flapper 334-B
ETROU	Additional extractor hole



Manifold

QMANIFOLD12 = 12", 4 holes
 # QMANIFOLD18 = 18", 6 holes
 # QMANIFOLD24 = 24", 8 holes
 # QMANIFOLD36 = 36", 12 holes



HORIZONTAL transfer booster

BHR246 = 6" X 12"
 # BHR247 = 6" X 18"
 # BHR247-1 = 6" X 24"
 # BHR247-2 = 6" X 27" x 1-1/2"
 # BHR247-3 = 6" X 36"
 # BHR249-1 = 8" X 24"
 # BHR249-2 = 8" X 27"
 # BHR249-3 = 8" X 36"
 # BHR251 = 12" X 48" (20 gal.)
 # BHR252 = 12" X 36"



VERTICAL transfer booster

BHR248 = 12" X 18"
 # BHR250 = 12" X 24"



Additional hole

Orange O-ring

Flappers

(Illustration purposes only)



SUPPORT racking for extractor (tank)



# Product	Tank width	Material	Shelve dimensions	Racking height	7 adjustable heights
QSUPPORTDOMPEUR36	36"	MATTE stainless	23-½" x 11"	14-¾"	every 2"
QSUPPORTDOMPEUR48	48"	MATTE stainless	35-½" x 11"	14-¾"	every 2"
QSUPPORTDOMPEUR60	60"	MATTE stainless	47-½" x 11"	14-¾"	every 2"
QSUPPORTDOMPEUR72	72"	MATTE stainless	59-½" x 11"	14-¾"	every 2"

Moisture trap


Q506HUMI
Moisture trap
2" Outlet



Q507D
Moisture trap "DELUXE"
3" Outlet



2019 RBQ: 8344-0651-57




Tubing and accessories

Spouts and fittings 5/16" and 3/16" (certain products)










<p>Seasonal</p> <p>Product #: ERAH20702C Spout reducer 7/16" to 19/64"</p>	<p>Seasonal</p> <p>Product #: ERAH20703C Spout reducer 19/64" female</p>	<p>Thin wall</p> <p>Seasonal</p> <p>Product #: ERAH20705C Spout 19/64"</p>	<p>Seasonal</p> <p>Product #: ERAH20705CUV Spout 19/64" UV</p>	
<p>Seasonal</p> <p>Product #: ERAH20706C Spout 19/64" straight</p>	<p>Seasonal</p> <p>Product #: ERAH20707C Spout 1/4" straight</p>	<p>Product #: ERAH20704 Spout "Du-Eau" 19/64"</p>	<p>3/16" or 5/16"</p> <p>Product #: ERAH20705 for 5/16" ERAH20705-3 for 3/16" Spout 19/64"</p>	<p>Product #: ERAH20705B Spout 19/64"</p>
<p>Product #: ERAH20708 Spout 1/4" connection 5/16"</p>	<p>3/16" or 5/16"</p> <p>Product #: ERAH20813 Union with hook 5/16"</p> <p>Product #: ERAH20813-3 Union with hook 3/16"</p>	<p>Product #: ERAH20736 Plug 5/16" female</p>	<p>Product #: ERAH20713 T-elongated female cap</p>	<p>Product #: ERAH20713R T-elongated female cap</p>
<p>Product #: ERAH20714 T-male plug blocked</p>	<p>Product #: ERAH20714R T-male plug blocked</p>	<p>3/16" or 5/16"</p> <p>Product #: ERAH20715 for 5/16" ERAH20715_3 for 3/16" T-female cap</p>	<p>3/16" or 5/16"</p> <p>Product #: ERAH20715R for 5/16" ERAH20715R_3 for 3/16" T-female cap 3/16" or 5/16"</p>	<p>Product #: ERAH20718 T-female cap with adaptor plug</p>





Tubing and accessories

Fittings 5/16" and 3/16" (certain products)

 <p>Product #: ERAH20817 End line elbow hook (T-cap hood elongated elbow hook)</p>	 <p>Product #: ERAH20829 Gasket saddle 5/16"</p>	 <p>Product #: ERAH20825 = 3/4" ERAH20826 = 1" ERAH20827 = 1-1/4" Saddle clip</p>	 <p>Product #: ERAH20815 for 5/16" # ERAH20815-3 for 3/16" Sliding coupler for tubing</p>	 <p>2 tie-wraps Product #: ERAH2020655 Single saddle manifold with 2 tie-wraps # Product : ERAH2020650 Single saddle manifold without tie-wrap (for clamps)</p>
<p>For clamps</p>  <p>Product #: ERATTU322 Saddle manifold with fixed head (for clamps)</p>	  <p>Product #: ERAH20820 = 3/4" 3/16" ERAH20820-3 = 3/4" ERAH20821 = 1" 3/16" ERAH20821-3 = 1" ERAH20822 = 1-1/4" 3/16" ERAH20822-3 = 1-1/4" Single manifold Set 15/32, including 20829, 20825, 20720 and screw</p>		<p>3/16" or 5/16"</p>  <p>Product #: H20ERAT681 Super saddle manifold 31/64 clips</p>	

5/16" and 3/16" tubing



5/16" Semi-rigid



3/16" Semi-rigid

New



5/16" Semi-rigid smoke # QT5/16F

5/16" FLEXIBLE

QT3/16S Tubing 3/16" semi-rigid green

QT5/16S Tubing 5/16" semi-rigid blue **A (orange label)**

QT5/16B Tubing 5/16" semi-rigid blue **B (yellow label)**

H20QTUYAU5/16FLEX Tubing 5/16" FLEXIBLE BLUE 500'

H20QTUYAUSEMI-FLEX5/16MAUVE Tubing 5/16" FLEXIBLE PURPLE 500'

H20WTUYAU5/16VERT Tubing 5/16" FLEXIBLE GREEN 500'

Pre-cut tubing FOR DROPS

Product #: **QT5/16S24**
Tubing 5/16 semi-rigid A - 24"

Product #: **QT5/16S30**
Tubing 5/16 semi-rigid A - 30"

Product #: **QT5/16S32A**
Tubing 5/16 semi-rigid A - 32"

Product #: **QT5/16S32**
Tubing 5/16 semi-rigid B - 32"


Product #: **TUYAU51/636**
Tubing 5/16 semi-rigid A - 36"

LABOR DROP ASSEMBLING
ASSCHUTE



TABLIERN
Apron tubing installation-repair or tapping





Tubing and accessories

MAINLINE tubing



Mainline tubing BLUE or BLACK

BLACK Product #	Ø Diameter	Amount/ coil	Amount/ roll	PSI	BLUE Product #
TUYAU3/4	¾"	2,500'	500'	100	TUYAU3/4BL
TUYAU1N	1"	2,000'	500'	100	TUYAU1BLEU
TUYAU1/4	1-¼"	1,000'	500'	100	TUYAU1-1B
TUYAU-1/210	1-½"	900'	500'	100	TUYAU1-1/2
TUYAU2100	2"		500'	100	TUYAU2



Tubing installation labor
 # E-TRA4 Without air-water
 # E-TRA5 with air-water



Splices
 Set of 2
 # QEISSURE

Gripple® plus
 # GRIPPLE



Gripple® tension tool
 # PGRIPPLE



Hook for mainline
 Plastic coated
 # CROCHETMAITRE

Mainline wire

# Product	No	Weight	Feet/roll
QBROCHE9	9	50 lbs	+ than 900'
QBROCHE12	12	50 lbs	1,735'
QBROCHE14	14	50 lbs	1,465'
BR12-1/2	12-½ high tensile		
CARBURE	9/10 carbon		+ than 900'

Approximate length per roll




Wire tie Twisters
 # QTWAU automatic (red)
 # QTWMA manual (red)
 # TWISNOIR automatic (black)
 # Q77212001 for wire not illustrated



Wire ties 18 ga


# Product	No	For tubing	Amount/ roll
QBROCHETT5	5"	¾"	2,500
QBROCHETT6	6"	1"	2,500
QBROCHETT7	7"	1-¼"	2,500
QBROCHETT8	8"	1-½"	2,500
QBROCHETT10	10"	2"	2,500
QBROCHETT12	12"		2,500
QBROCHETT14	14"	3"	2,500
QBROCHETT15	15"		2,500
QBROCHETT16	16"		2,500
QBROCHETT17	17"		2,500
QBROCHETT18	18"		2,500





Tubing and accessories

Fitting adaptors THREADED stainless (SS) A) MPT Male threaded B) Male insert								
ø "B"	1/2"	3/4"	7/8"	1"	1-1/4"	1-1/2"	2"	3"
ø "A"								
1/2"	ZUAGVi	ZUAGVHi						
3/4"	ZUAHVGi	ZUAHVHi		ZUAHVJi				
1"		ZUAJVHi	ZUAJVii	ZUAJVi	ZUAJVKi			
1-1/4"				ZUAKVJi	ZUAKVi	ZUAKVLi		
1-1/2"				ZUALVJi	ZUALVKi	ZUALVi	ZUALVPI	
2"				ZUAPVJi		ZUAPVLi	ZUAPVi	
3" LENGTH 5"								ZUAZVi



A) Male threaded



B) Male insert



Other adaptors SS			
# Product	ø A	ø B	
ZUAZVPVD	3" MPT Male threaded	2" MPT Male threaded	Off center

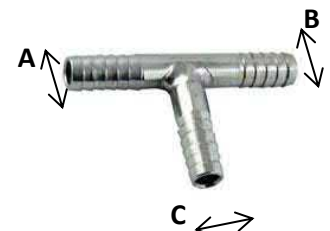
Reducers stainless (SS) A) and B) Male insert					
ø "B"	1/2"	3/4"	1"	1-1/4"	1-1/2"
ø "A"					
3/4"	ZURHiGi				
1"		ZURiJH			
1-1/4"		ZURiKH	ZURiKJ		
1-1/2"		ZURiLH	ZURiLJ	ZURiLK	
2"			ZURiPJ	ZURiPK	ZURiPL




Couplings stainless (SS) A) and B) Male insert							
ø "A"	1/2"	3/4"	1"	1-1/4"	1-1/2"	2"	3"
B) 2-3/4"			ZUUIJPH	ZUUIKPH			
B) 3"		ZUUIHZ	ZUUIJZ	ZUUIKZ			
B) 4"	ZUUIGA	ZUUIHA	ZUUIJA	ZUUIKA	ZUUILA		
B) 6"	ZUUIGV	ZUUIHV	ZUUIJV	ZUUIKV	ZUUILV		ZUUIZV
B) 7-1/2"						ZUUIPBG	
B) 8"							ZUUIZM



TEEs stainless (SS) A)- B) and C) Male insert					
ø "C"	3/4"	1"	1-1/4"	1-1/2"	2"
ø "A"-"B"					
3/4" x 3/4"		ZUTEIHJJ	ZUTEIHKK		
1" x 1"	ZUTEIJJH	ZUTEIJ			
1-1/4" x 1-1/4"	ZUTEIKKH	ZUTEIKKJ	ZUTEIK		
1-1/2" x 1-1/2"	ZUTEILLH	ZUTEILLJ	ZUTEILLK	ZUTEIL	
2" x 2"		ZUTEIPPJ	ZUTEIPPK	ZUTEIPPL	ZUTEIP





Tubing and accessories


Y stainless (SS) A) and B) Male insert

ø "B" ø "A"	1/2"	5/8"	3/4"	1"	1-1/4"	1-1/2"	2"
1/2"	ZUYiG						
5/8"		ZUYiF					
3/4"	ZUYiHG		ZUYiH				
1"			ZUYiJH	ZUYiJ			
1-1/4"			ZUYiKH	ZUYiKJ	ZUYiK		
1-1/2"			ZUYiLH	ZUYiLJ	ZUYiLK	ZUYiL	
2"			ZUYiPH	ZUYiPJ	ZUYiPK	ZUYiPL	ZUYiP



Y REDUCERS stainless (SS) A) - B) and C) Male insert

ø "B" - "C" ø "A"	3/4"	1"	1-1/4"	1-1/2"
1" x 3/4"	ZUYRiJHH			
1-1/4" x 1"	ZUYRiKJH	ZUYRiKJ		
1-1/2" x 1"	ZUYRiLJH	ZUYRiLJ		
1-1/2" x 1-1/4"	ZUYRiLKH	ZUYRiLKJ	ZUYRiLKK	
2" x 1-1/2"		ZUYRiPLJ	ZUYRiPLK	ZUYRiPLL



Ferrule coupling set stainless (SS) A) and B) Male insert

ø "A et B)	3/4"	1"	1-1/4"	1-1/2"	2"
Ferrule coupling set	INTER.75	INTER1	INTER1.25	INTER1.5	INTER2
Ferrule O-ring only	QPG007	QPG010	QPG012	QPG015	QPG020
Tri-clamp only	PCLAMP3/4	PCLAMP1		PCLAMP1-1/2	PCLAMP2



Ferrule adaptor to threaded male (MPT) or female (FPT)

- # QADAPFER1 = 2" ferrule to 1" MPT
- # QADAPFER1-1/4 = 2" ferrule to 1-1/4" MPT
- # QADAPFER1-1/2 = 2" ferrule to 1-1/2" MPT

Not illustrated

- # QADAPFER1-1/2F = 2" ferrule to 1-1/2" FPT



Tubing and accessories



Plastic quick coupling fittings								
ø "	A	B	C	D	E	F	DP	DC
1/2"	PA-005	PB-005	PC-005P	PD-005	PE-005	PF-005P		
3/4"	PA-007P	PB-007P	PC-007P	PD-007P	PE-007P	PF-007P	PDP-007P	PDC-007P
1"	PA-010P	PB-010P	PC-010P	PD-010P	PE-010P	PF-010P	PDP-010P	PDC-010P
1-1/4"	PA-012P	PB-012P	PC-012P	PD-012P	PE-012P	PF-012P	PDP-012P	PDC-012P
1-1/2"	PA-015P	PB-015P	PC-015P	PD-015P	PE-015P	PF-015P	PDP-015P	PDC-015P
2"	PA-020P	PB-020P	PC-020P	PD-020P	PE-020P	PF-020P	PDP-020P	PDC-020P
3"	PA-030-P		PC-030P					



D, F and B



Aluminium quick coupling fittings

ø "	A	B	C	D	E	F	DP	DC
1/2"		PB-005A	PC-005A	PD-005A	PE-005A			
3/4"		PB-007A	PC-007A	PD-007PA	PE-007A			
1"		PB-010A	PC-010A	PD-010A	PE-010A			
1-1/4"		PB-012A	PC-015A					
1-1/2"		PB-015A			PE-015A	PF-015A		
2"		PB-020A						PDC-020A
3"								



Stainless quick coupling fittings

ø "	A	B	C	D	E	F	DP	DC
1/2"		PB-005SS	PC-005SS	PD-005SS		PF-005SS		
3/4"			PC-007SS					
1"			PC-010SS					
1-1/4"			PC-012SS					
1-1/2"			PC-015SS					
2"								
3"								




Caps (SS) stainless

	ø "	1/8"	3/8"	1/4"	1/2"	3/4"	1"	1-1/4"	1-1/2"	2"	3"
aa	MPT	TBSTC1/8"		TB0.25S	TBSTC05	TBSTC075	TBSTC1	TBSTC125	TBSTC15	TBSTC2	TBSTC3
bb	Cap FPT		TBS3/8F		TBS1/2F	TBS3/4F	TBS1F	TBSTC125F	TBO.1-1/2		TBST3FEM


Elbows (SS) stainless

	ø "	1/4"	3/8"	1/2"	3/4"	1"	1-1/4"	1-1/2"	2"	3"
cc	90° SS 304 FPT	TC025S90	TCS3/89	TCS059		TCS1FF9	TCS1-1/4FF	TC15S90		TCS39
dd	90° SS 316 FPT				TCS0759		TC125S90	TC15S90FF	TCS290	
ee	90° MPT FPT	TCS14MF90	TC3/8SMF	TCS05MF9	TCS075MF9	TCS1MF9	TCS125MF9	TCS15MF9	TCS2MF90	
ff	45° SS 304							TC15S45		



ff not illustrated

2019 RBQ: 8344-0651-57



Hardware fittings

gg - Nipples (SS) stainless MPT

Length	Ø 3/8"	Ø 1/4"	Ø 1/2"	Ø 3/4"	Ø 1"	Ø 1-1/4"	Ø 1-1/2"	Ø 2"
CLOSE	TMAS0.375C	TMAS0.25C	TMAS0.5C	TMAS0.75C	TMAS1C	TMAS1.25C	TMAS1.5C	TMAS2C
HALF-CLOSE				TMAS0.75CFAB.5	TMAS1CFAB.5	TMAS1.25FAB.5	TMAS1.5FAB.5	TMAS2CFAB.5
1-1/2"	TMAS0.375X1.5	TMAS.025X1.5						
2"	TMAS0.375X2	TMAS0.25X2	TMAS0.5X2	TMAS0.75X2	TMAS1X2	TMAS1.25X2	TMAS1.5X2	
2-1/2"				TMAS0.75X2.5		TMAS1.25X2.5	TMAS1.5X2.5	TMAS2X2.5
3"			TMAS0.5X3	TMAS0.75X3	TMAS1X3		TMAS1.5X3	TMAS2X3
4"	TMAS0.375X4		TMAS0.5X4	TMAS0.75X4	TMAS1X4			
5"			TMAS0.5X5		TMAS1X5			
6"			TMAS0.5X6	TMAS0.75X6	TMAS1X6			

Other nipples (SS) STAINLESS MPT
 TMAS1X7.5 = Ø 1" x 7-1/2"

TMAS3X4 = Ø 3" x 4"
 TMAS1X10.5 = Ø 1" x 10-1/2"

TMAS0.125C319 = Ø 1/8" CLOSE
 TMAS1X11 = Ø 1" x 11"

TMAS1X6.5 = Ø 1" x 6-1/2"
 TMAS4X6 = Ø 4" x 6"



hh - Couplings (SS) stainless

Ø "		1/4"	3/8"	1/2"	3/4"	1"	1-1/4"	1-1/2"	2"	3"	4"
A	Coupling MPT (half)	TDMS0.25	TDMS0.375	TDMS0.5	TDMS0.75	TDMS1	TDMS1.25	TDMS1.5	TDMS2		
B	Coupling MPT	TMS.025	TMS0.375	TMS0.5	TMS0.75	TMS1	TMS1.25	TMS1.5	TMS2	TMS3	TMS4

ii - Reducers MPT - FPT stainless

# Product	Ø MPT	Ø Reduced FPT	# Product	Ø MPT	Ø Reduced FPT	# Product	Ø MPT	Ø Reduced FPT
TRS0250.125	1/4"	1/8"	TRS100050	1"	1/2"	TRS150100	1-1/2"	1"
TRS0.375025	3/8"	1/4"	TRS100075	1"	3/4"	TRS200075	2"	3/4"
TRS0.375050	3/8"	1/2"	TRS125050	1-1/4"	1/2"	TRS200100	2"	1"
TRS050025	1/2"	1/4"	TRS125075	1-1/4"	3/4"	TRS200125	2"	1-1/4"
TRS075025	3/4"	1/4"	TRS125100	1-1/4"	1"	TRS200150	2"	1-1/2"
TRS075050	3/4"	1/2"	TRS150050	1-1/2"	1/2"			
TRS100025	1"	1/4"	TRS150075	1-1/2"	3/4"			

Ball valves (SS) stainless FPT

Ø "		1/8"	1/4"	3/8"	1/2"	3/4"	1"	1-1/4"	1-1/2"	2"	3"
jj	Valves 304	VSST	VSSD	VSSE	VSSG	VSSH	VSSJ	VSSK	VSSL	VSSP	VSSZ
kk	3-way valves				VSSGT	VSSHT	VSSJT		VSSLT	VSSPT	


II- Butterfly ferrule valves (SS) stainless

1"	1-1/2"	2"	2-1/2"	3"	4"
VPPSSJ	VPPSSL	VPPSSP	VPSSW		VPSSA



We have a whole range of sanitary WELDING fittings!
 Ask our advisors for all the details.






Hardware fittings

Adaptors PVC

ø "	PVC	1/2"	3/4"	1"	1-1/4"	1-1/2"	2"	2-1/2"	3"
A	INS - FPT	Grey	T1435005	T1435007	T1435010	T1435012	T1435015	T1435020	
B	INS - MPT	Grey	T1436005	T1436007	T1436010	T1436012	T1436015	T1436020	
C	Slip - FPT	Grey			T435010	T435012	T435015	T435020	T435030
D	Slip - INS	White					T460015		
E	Slip - MPT	White			T436010	T436012	T436015	T436020	T436025



F- Adaptors reducer grey

# Product	ø MPT	ø reducer INS
T1436101	¾"	½"
T1436131	1"	¾"
T1436167	1-¼"	¾"
T1436168	1-¼"	1"
T1436211	1-½"	1"
T1436212	1-½"	1-¼"
T1436251	2"	1-½"

- T705C004 Slip PVC S-40 CLEAR 118 ml
- T705C008 Slip PVC S-40 CLEAR 236 ml
- T705C032 Slip PVC S-40 CLEAR 950 ml
- Q31597 Slip PVC DWV one step 473 ml
- TP770M032 Primer PVC/CPVC PURPLE 950 ml

G- Adaptors reducer grey

# Product	ø INS	ø reducer MPT
T1436074	¾"	½"
T1436102	1"	¾"
T1436132	1-¼"	1"
T1436133	1-½"	1"
T1436169	1-½"	1-¼"
T1436213	2"	1-½"

Glue and primer PVC

- T705C08 Slip PVC primer 118 ml
- T705C16 Slip PVC 118 ml
- T705G032 Slip PVC S-40 GREY 950 ml
- TP70C008 Primer PVC CLEAR 236 ml

H- Adaptors reducer grey

# Product	ø Slip	ø reducer MPT
T436168	1-¼"	1"
T436212	1-½"	1-¼"
T436213	1-½"	2"
T436251	2"	1-½"


Length PVC

- TP400-5 = (¾")
- TP400-10 = (1")
- TP400-12 = (1-¼")
- TP400-20 = (2")
- TP400-30 = (3")
- TP400-10C = (1") CLEAR
- TP400-15 = (1-½")
- TP400-25 = (2-½")
- TP400-30C = (3") CLEAR

- TP70C032 Primer PVC/CPVC CLEAR 950 ml

Caps and plugs PVC


ø "	PVC	1/2"	3/4"	1"	1-1/4"	1-1/2"	2"	2-1/2"	3"
G	Insert	Grey	T1449005	T1449007	T1449010	T1449012	T1449015	T1449020	
H	Slip female	White					T447015	T447020	T447025
i	Slip male	White		T449007			T449015	T449020	
J	FPT	White			T448010	T448012	T448015		
K	MPT	White	T450005	T450007	T450010	T450012	T450015	T450020	T450030



Elbows PVC 90° and 45°

ø "	PVC	1/2"	3/4"	1"	1-1/4"	1-1/2"	2"	2-1/2"	3"
L	90° INS	Grey	T1406005	T1406007	T1406010	T1406012	T1406015	T1406020	
M	90° INS - FPT	Grey		T1407007	T1407010	T1407012	T1407015	T1407020	
N	90° INS - MPT	Grey	T1413005	T1413007	T1413010	T1413012	T1413015	T1413020	
O	90° Slip	White	T406005		T406010	T406012	T406015	T406020	T406025
P	90° Slip - FPT	White			T407010	T407012	T407015	T407020	T407030
Q	90° FPT	White			T408010	T408012	T408015	T408020	
R	90° MPT - Slip	White			T410010	T410012	T410015	T410020	
S	90° MPT - FPT	White				T412012	T412015	T412020	
T	45° Slip	White			T417010	T417012	T417015	T417020	T417025





Hardware and fittings


Straps PVC <i>not illustrated</i>		
# Product	Ø	
QSTRAP3/4	¾"	
QSTRAP1/	½"	
QSTRAP1	1"	
QSTRAP1-1/4	1-¼"	
STRAP11/2	1-½"	
STRAP2	2"	
OTHERS		
EPVCS015015	1-½"	2 holes
PVCS020	2"	
PVC030	3"	Black
NOT ILLUSTRATED		

V- Spring check valve		
S1520C-015	1½" clear Slip <i>not illustrated</i>	
T101607	1½"	Slip
T101608	2"	Slip
T101105	1"	FPT
T101106	1¼"	FPT
T101107	1½"	FPT
T101108	2"	FPT



U- Elbow 90° reducer grey		
# Product	Ø MPT	Ø reducer INS
T1413101	¾"	½"
T1413101	1"	½"
T1413101	1"	¾"

X- Cross PVC Slip	
# Product	Ø
T420015	1½"



Nipples MPT PVC								
	Length	Ø 1/2"	Ø 3/4"	Ø 1"	Ø 1-1/4"	Ø 1-1/2"	Ø 2"	Ø 3"
Y	CLOSE	T861077	T861104	T861133	T861170	T861213	T861251	T861338
Z	2"		T861105	T861134	T861171	T861214		
Z	2-½"			T8611345	T8611715		T861252	
Z	3"			T861135	T861172	T861215	T861253	
Z	4"			T861136	T861173	T861216	T861254	
Z	5"			T861137	T861174	T861217		
Z	6"			T861138	T861175			
Z	12"			T861144	T861181			



Couplings PVC										
	Ø "	PVC	1/2"	3/4"	1"	1-1/4"	1-1/2"	2"	2-1/2"	3"
a	Slip	White		T429007	T429010	T429012	T429015	T429020	T429025	T429030
b	FPT	White			T430010	T430012		T430020		
c	FPT	Grey					T830015			




d- Coupling reducers INS grey					
# Product	Ø	Ø Reducer	# Product	Ø	Ø Reducer
T1429130	1"	½"	T1429211	1-½"	1"
T1429131	1"	¾"	T1429212	1-½"	1-¼"
T1429167	1-¼"	¾"	T1429249	2"	1"
T1429168	1-¼"	1"	T1429250	2"	1-¼"
T1429210	1-½"	¾"	T1429251	2"	1-½"

e- Coupling reducers Slip white		
# Product	Ø	Ø Reducer
T42912	1-½"	1-¼"
T429251	2"	1-½"
T429338	3"	2"

f- Reducers MPT - FPT white								
# Product	Ø MPT	Ø Reducer FPT	# Product	Ø MPT	Ø Reducer FPT	# Product	Ø MPT	Ø Reducer FPT
T439072	½"	¼"	T439167	1-¼"	¾"	T439249	2"	1"
T439098	¾"	¼"	T439168	1-¼"	1"	T439250	2"	1-¼"
T439099	¾"	⅜"	T439210	1-½"	¾"	T439251	2"	1-½"
T439101	¾"	½"	T439211	1-½"	1"	T439338	3"	2"
T439130	1"	½"	T439212	1-½"	1-¼"	T439339	3"	2-½"
T439131	1"	¾"	T439248	2"	¾"			





Hardware and fittings

g- Reducers Slip - FPT white

# Product	Ø Slip	Ø Reducer FPT	# Product	Ø Slip	Ø Reducer FPT	# Product	Ø Slip	Ø Reducer FPT
T438072	½"	¼"	T438209	1-½"	½"	T438247	2"	½"
T438073	½"	⅜"	T438210	1-½"	¾"	T438249	2"	1"
T438167	1-¼"	¾"	T438211	1-½"	1"	T438250	2"	1-¼"
T438168	1-¼"	1"	T439212	1-½"	1-¼"	T438251	2"	1-½"



h- Reducers Slip – Slip white

# Product	Ø Slip	Ø Reducer Slip	# Product	Ø Slip	Ø Reducer Slip	# Product	Ø Slip	Ø Reducer Slip
T437211	1-½"	1"	T437250	2"	1-¼"	T437338	3"	2"
T437212	1-½"	1-¼"	T437251	2"	1-½"	T437339	3-½"	2-½"
T437249	2"	1"	T437292	2-½"	2"			



TEEs PVC

Ø "	PVC	1/2"	3/4"	1"	1-1/4"	1-1/2"	2"	2-1/2"	3"
i	Insert (INS)	Grey	T1401005	T1401007	T1401010	T1401012	T1401015	T1401020	
j	INS - INS - FPT	Grey		T1402007	T1402010	T1402012	T1402015		
k	INS - INS - MPT	Grey		T1403007			T1403015		
L	Slip	White	T401005	T401007	T401010	T401012	T401015	T401020	T401025
m	Slip-Slip-FPT	White			T402010	T402012	T402015	T402020	
n	FPT	White		T405007	T405010	T405012	T405015	T405020	



o- TEE reducers (INS) grey

# Product	Ø INS - INS	Ø Reducer
T1401102	¾" à ¾"	1"
T1401130	1" x 1"	½"
T1401131	1" x 1"	¾"
T1401167	1¼" x 1¼"	¾"
T1401168	1¼" x 1¼"	1"
T1401210	1½" x 1½"	¾"
T1401211	1½" x 1½"	1"
T1401212	1½" x 1½"	1-¼"
T1401249	2" x 2"	1"
T1401250	2" x 2"	1-¼"
T1401251	2" x 2"	1-½"

q- TEE reducers INS - FPT grey

# Product	Ø INS - INS	Reducer FPT
T1402101	¾" à ¾"	½"
T1402130	1" x 1"	½"
T1402131	1" x 1"	¾"
T1402166	1¼" x 1¼"	½"
T1402168	1¼" x 1¼"	1"
T1402209	1½" x 1½"	½"



p- TEE reducers Slip white


# Product	Ø Slip-Slip	Ø Reducer Slip
T401211	1½" x 1½"	1"
T401249	2" x 2"	1"
T401250	2" x 2"	1-¼"
T401251	2" x 2"	1-½"

r- TEE reducers Slip - FPT white

# Product	Ø Slip-Slip	Ø Reducer Slip
T402211	1½" x 1½"	1"
T402212	1½" x 1½"	1-¼"
T402249	2" x 2"	1"
T402250	2" x 2"	1-¼"
T402251	2" x 2"	1-½"
T402335	3" x 3"	1"

Union Couplings PVC

Ø "	1"	1-1/4"	1-1/2"	2"	3"	
s	Slip	T457010	T457012	T457015	T457020	T457030
t	Slip - FPT			T458015	T458020	



Ball and Guillotine Valves PVC


Ø "	1/2"	3/4"	1"	1-1/4"	1-1/2"	2"	3"	4"
u	Ball - Slip		T107634	T107635	T107636	T107637	T107638	
v	Ball - FPT	T107133	T107134	T107135	T107136	T107137	T107138	T107140
z	Guillotine					T16101	T16201	T16301
								T16401



Y PVC

Ø "	1-1/4"	1-1/2"	2"
Slip	T475012	T475015	T475020






Tubing and accessories

Sap lifter

To increase the slope of the lines!
Ideal to cross a road.

- 300 to 1,000 taps depending on the installation
- 15' rise with a vacuum at 20" hg
- Rises to 30' if installed in series
- Automatic drainage when the vacuum stops, eliminates the risk of freezing
- Increases efficiency by maintaining a better vacuum
- No reduction of the vacuum unlike the sap ladder lift system



QMONTEEAU

300 taps in single installation



Check valve

The SAP-LIFTER advantageously replaces the sap ladder lift system without any drop in the vacuum. Placed on the lower part of the main-line, the SAP-LIFTER is under vacuum and the water flows by gravity. When the tank is full, the water inlet is closed and at the same time the atmospheric pressure raises the water and empties the tank (about 10 sec.). When the SAP-LIFTER empties, the vacuum continues to be applied upstream without any loss.

Single Installation

up to 300 taps



With transfer booster

up to 600 taps



Double installation with transfer booster

up to 1,000 taps



# Product	Description	Maximum capacity
QMONTEEAU	Sap-lifter	300 taps
Q2005A	Transfer booster tank for SAP-LIFTER	*600 taps with the # QMONTEEAU
	2 Sap-lifters + 1 transfer booster tank	1,000 taps
QCHECKVALVEM	Check valve for SAP-LIFTER	
QCOUVMON	Sap-lifter cover	
	QVALVEM Sap-lifter valve	QDRAINM-E Sap-lifter drain




Sap-lifter caps
(sold per unit)
QCOUVMON



MONTEEAUBHR214-V
SAP-LIFTER with draining valve 3,000 taps

MONTEEAUBHR212-V
SAP-LIFTER with draining valve 1,000 taps





Automation system and leak detectors



Magika Set
See details of each unit on the following pages

# Product	Description
MAGIKAANTENNE	<i>Magika</i> Directional Antenna
MAGIKABATPRI	Primary battery 19,000 mAh 3.7V <i>Magika</i>
MAGIKABAT18650	Rechargeable battery 18,650 3.7V 2,800 mAh
MAGIKALV1	110V 4 relay controller, 1 vacuum <i>Magika</i>
MAGIKACTLAV3	110v 4 relay controller, 3 vacuums <i>Magika</i>
MAGIKA	MASTER Network Coordinator <i>Magika</i>
MAGIKALEVSND	Sap tank level <i>Magika</i>
MAGIKAPANNEAUSOL	Solar panel 4W <i>Magika</i>
MAGIKAREDBV1	«Reductofuite» sensor 1 vacuum + 1 temperature
MAGIKAREDAV1	«Reductofuite» sensor 110V, 1 vacuum
MAGIKAREDBV3	«Reductofuite» sensor 3 vacuums + 1 température
MAGIKAREDREP	«Reductofuite», booster sensor (radio signal)
MAGIKASONDEBASSIN	Sap tank probe <i>Magika</i> 110VAC or 5Vdc built-in vacuum sensor
MAGIKASUP_NIV	Sap tank level support <i>Magika</i>



An exclusivity
LS Bilodeau




Monitoring Automation system

Wireless sensor system:

- ✓ leak detection
- ✓ remote control of your equipment
- ✓ analysis of the performance of your tubing
- ✓ and much more (see following pages)
- ✓ Immediate assistance by LS Bilodeau 24/24, 7/7 during the sugar season.

Master the leaks and automate your sugar bush!





Magika Automation system and leak detectors

VACUUM CONTROLLER 110V

4 relays with 1 or 3 vacuums (3 main-lines)

The 3 vacuums option is for stations with 2 to 3 pumps.
Both options include:
4 relays, so 4 equipment options to control
Example: lights, pumps, osmosis, heating, probes, etc.



«REDUCTOFUITES» sensor

1 Vacuum or 3 vacuums

Devices to be installed at the end of the main-lines to check the vacuum of your tubing and detect sap leaks.

«Reductofuite» 3 vacuums: 3 main-lines can be connected on the same if they are within 500 feet of each other.

Sensor units for 1 and 3 tubing collectors, exclusive to *Magika*, to maximize speed and reduce installation costs.

A temperature sensor is included in the device. The «Reductofuite» is linked to the Master Network Coordinator and the Controller who are necessary for its operation.

REPEATER BOOSTER for «REDUCTOFUITES»

Serves as a link between wireless devices and solidifies the network structure. Increases the range of the «Reductofuites» network. The dual power supply (batteries and solar panel) is included in the device.

The Repeater booster (radio signal) *Magika* is linked to the Master Network Coordinator and the Controller who are necessary for its operation.



ULTRASONIC PROBE SAP TANK LEVEL

Allows you to know remotely the level of sap or sap concentrate in your tanks.


Extension of the *Magika* Controller, need to also have the network coordinator.



BATTERIES

Reliability assured by two sources of energy. The solar panel powers a rechargeable lithium-ion battery. A second, high-quality, maintenance-free lithium battery ensures uninterrupted operation.

Low cost of battery maintenance. The primary battery is designed for extreme temperatures, it can stay outside without any risk to the device and it does not usually need to be replaced due to the effectiveness of the integrated solar system. The rechargeable battery has a life of 3 to 6 years and can be replaced at low cost (\$ 7).

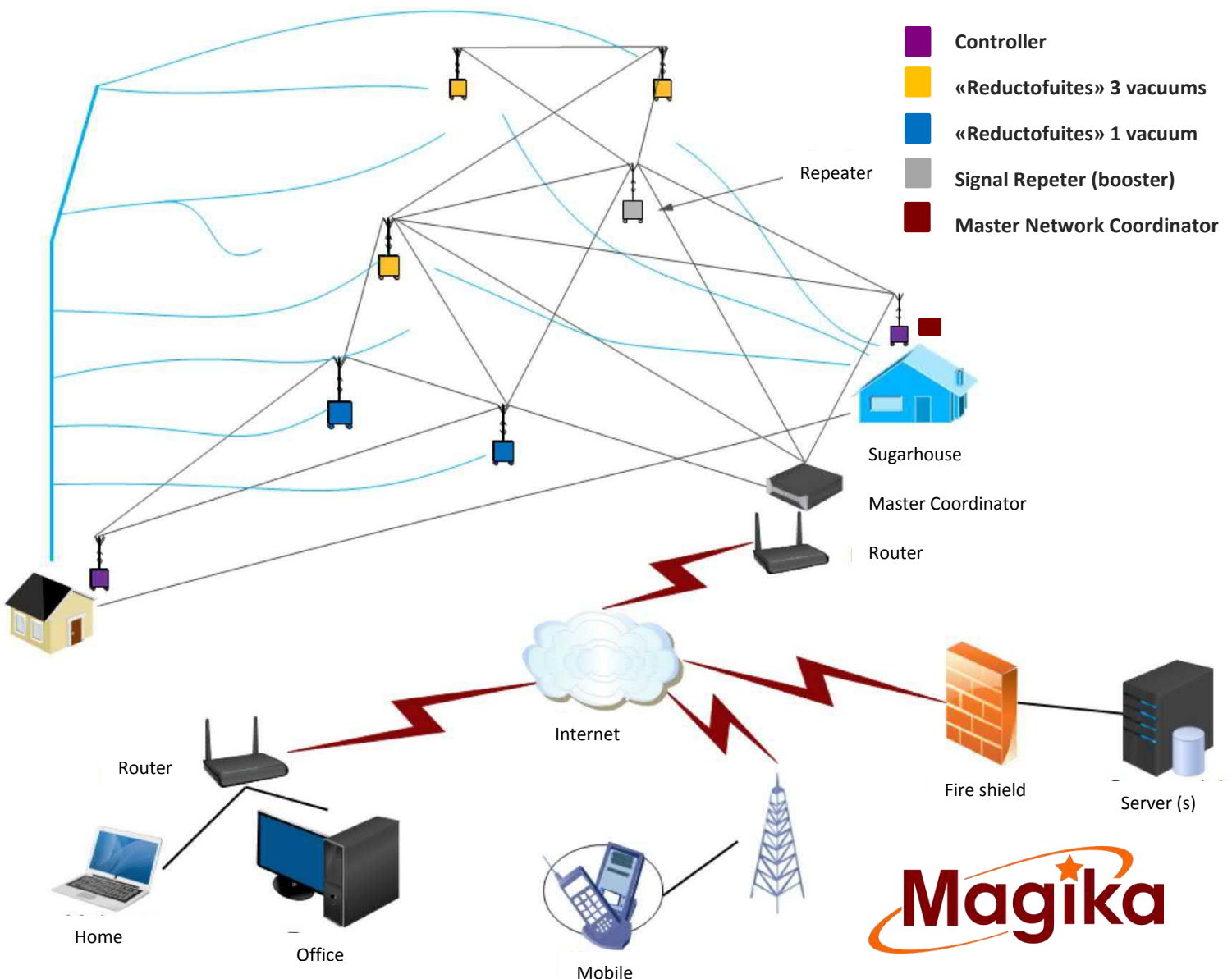


Magika Automation system and leak detectors


Other ADVANTAGES

- System proven in large maple farms (more than 60 000 taps with a network of more than 125 probes)
- Low start up cost.
- No maintenance needed, everything stays in place, all year round.
- Sophisticated anti-theft system.
- Multidirectional communication between the probes.
- Several networks can be installed nearby: no interference with the neighbors' automation system.

Example data collection and communication between the probes



Magika



Magika Real-time Monitoring

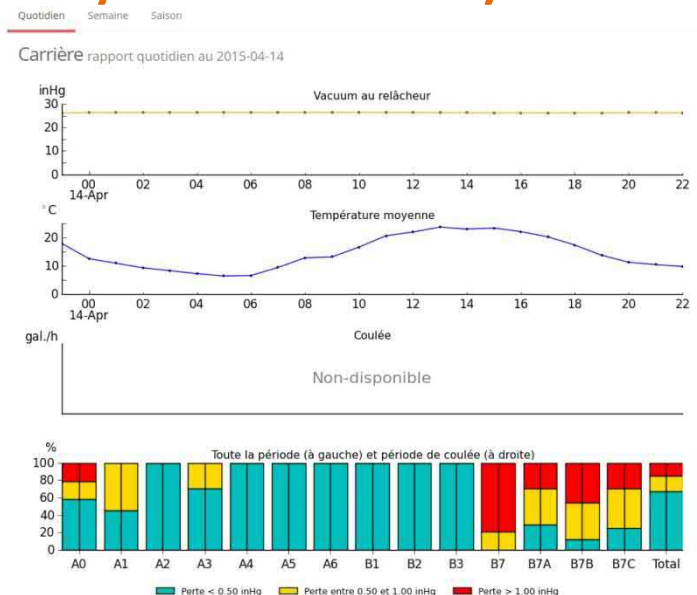
- Detailed daily, weekly and seasonal summaries and diagnose which parts of your maple farm can be improved or optimized.
- In one web page, you have a complete and instant view of your entire tubing system and the status of your sap tanks.
- Free software for smart device (IOS or Android) or computer (MAC, PC, phone, tablet) connectable to Wi-Fi.

The most powerful data analysis system available. It allows to determine when a leak occurs in the tubing system, where it is located, and whether it is due to a leak tightness problem or a bad slope. **Internet** at the sugar bush opens up a lot of possibilities, for example the remote connection, but is **NOT NECESSARY**. You will still have access to your data on site without the need for internet.

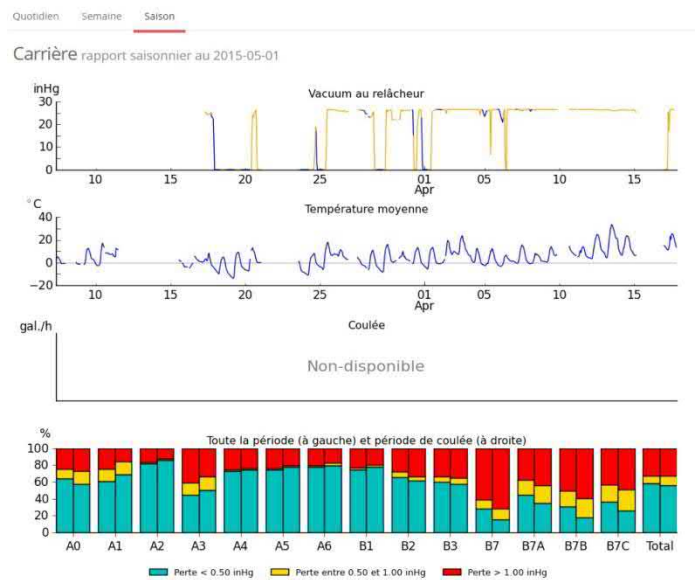
Historical data

Cabane	Vacuum 23.0	T. station 24.3	T. forêt nan	Dernière mise-à-jour: 2015-04-10 22:22													
Carrière	Vacuum 26.5	T. station 17.2	T. forêt 8.6	Dernière mise-à-jour: 2015-04-10 22:23													
A0	26.5	A1	26.5	A2	26.5	A3	26.4	A4	26.5	A5	26.5	A6	26.5	B1	26.5	B2	26.5
B3	26.5	B7	25.6	B7A	26.0	B7B	26.0	B7C	26.0								
Picard	Vacuum 25.9	T. station 10.4	T. forêt 8.4	Dernière mise-à-jour: 2015-04-10 22:22													
Fortier-1	21.8	Fortier-2	20.3	V1	21.3	V2	19.1	P2	24.7	P3	24.6	P4	21.0	P5	19.4	P6	19.0
PB1	25.2	PB2	25.1	PB3	24.7	PB4	23.8	PB5	22.8	PB6	23.5	PB7	22.6	PB8	23.1	PB9	22.6
Saint-Thimothée	Vacuum 24.0	T. station 16.9	T. forêt 8.6	Dernière mise-à-jour: 2015-04-10 22:23													
1A	22.5	2A	23.6	3A	23.6	4A	23.6	5A	22.8	6A	19.0	7A	21.7	8A	20.4	8A-A	20.2
1B	20.0	2B	20.5	3B	20.1	5B	20.6	6B	17.3	7B	20.5	8B	8.8				
Réservoir(s) - espace disponible				Dernière mise-à-jour: 2015-04-10 22:23													
Picard	179cm	Cabane	55in	St-Thimothé	112in	St-Thimothé bedaine	81in	Picard - bedaine NA									

Daily station summary



Season station Summary





Season collecting Summary



Ask our advisors for all the details!



Maple sap reverse osmosis

Stainless steel series

The maple sap R.O.



Model
QMEMPRO200



Model
QMEMPRO350 H



- Superior quality & performance
- Affordable & compact
- Frost protection - drainable conception
- Horizontal installation on top of sap tank
- 10 minutes fast & simple installation
- No need of concentrate tank (batch concentration)
- Low electrical power consumption
- Easy & simplified operation
- Positive recirculation on membrane elements
- Stainless steel frame & plumbing
- Mounted on casters
- Stainless Steel recirculation pump
- High efficiency pressure pumps
- Low pressure & high temperature safety protection
- 10 inch filter housing
- Strainer included
- 5 years limited warranty
- Canadian Patent # CA 2,642,050
- US Patent # US 8,025,799

Options:

- ✓ GFCI Breaker (must be used when installation above sap tank)
- ✓ Concentrate & permeate valve panel

Model	Membrane quantity	Prefilter 5 microns	Pressure pump	Recirculation pump	Amperes (voltage)	Weight (lbs)	Dimensions (L x D x H)
QMEMPRO100	1 x 4"	1 x 10"	½ hp	½ hp	14 (120V)	150	50" x 16" x 21"
QMEMPRO200	2 x 4"	1 x 10"	¾ hp	½ hp	18 (120V)	175	50" x 16" x 21"
QMEMPRO350 H	1 x 8"	1 x 10"	1,5 hp	1,5 hp	15 (240V)	320	64" x 22" x 23"



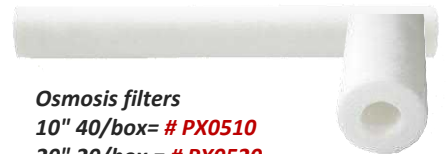
Bio-Clean (soap)
4 liters = # QBIOCLEANB4L
20 liters = # QBIOCLEAN20L

Bio-Acide
2 kg = # QBIOACIDE
4 kg = # QBIOACIDE4KL
15 kg = # QBIOACIDE15KG




Bio-Preserve
16 ounces = # QBIOPRES16

Bio-Protec (not illustrated)
4 liters = # QBIOPROTEC
20 liters = # BIO-PROTEC 20



Osmosis filters
10" 40/box = # PX0510
20" 20/box = # PX0520
20" x 4"φ = # PX054X20





Maple sap reverse osmosis

Serie Standard (LP) & Stainless steel (SS) The maple sap R.O.



Model
QMEMPRO600LP



Model
QMEMPRO600SS



Remotely controlled via
web access

Model LP (only)

- Economical & compact
 - Painted steel frame & stainless steel piping
 - Modular CIP tank
- Other features see right*

Models LP & SS:

- Superior quality & performance
- Easy & simplified operation
- Positive recirculation on membrane elements
- Mounted on casters
- Stainless steel high pressure pump with industrial motor (top mounted)
- Permeate & concentrate valve panel
- Digital conductivity monitor
- Option of expansion up to 2 elements
- Low pressure & high temperature safety protection
- Feed pump & 20 inch filter housing
- 5 years limited warranty

Model SS only (model LP see left side)

- Compact modular conception
- Stainless steel frame & plumbing
- Stainless steel modular CIP tank

OPTIONS LP & SS:


- ✓ 1.5 inch inlet strainer
- ✓ Drainage by air «Mempro Flush» patent
US 8,889,001 B2
- ✓ Inline brix monitor

OPTION SS only:

- ✓ Individual vessel flowmeters

Model	Membrane	Prefilter	Feed	Pressure	Recirculation	Amperes	Dimensions
Gal. / hour		5 microns	pump	pump	pump	240 volts	(L x D x H)
QMEMPRO450LP	1 x 8"	1 x 20"	1 hp	3 hp	1,5 hp	27	19" x 25" x 64"
QMEMPRO600LP	1 x 8"	1 x 20"	1 hp	5 hp	1,5 hp	34	19" x 25" x 64"
QMEMPRO900LP	2 x 8"	1 x 20"	1 hp	5 hp	2 x 1,5 hp	41	38" x 25" x 64"
QMEMPRO450SS	1 x 8"	1 x 20"	1 hp	3 hp	1,5 hp	27	19" x 25" x 64"
QMEMPRO600SS	1 x 8"	1 x 20"	1 hp	5 hp	1,5 hp	34	19" x 25" x 64"
QMEMPRO900SS	2 x 8"	1 x 20"	1 hp	5 hp	2 x 1,5 hp	41	38" x 25" x 64"





Maple sap reverse osmosis

Stainless steel series

The maple sap R.O.



Model
QMEMPRO1200VSS


- Superior quality & performance
- Compact
- Easy & simplified operation
- Positive recirculation on membrane elements
- Stainless steel frame & plumbing
- Mounted on casters
- 2 Stainless steel high pressure pump with industrial motor (top mounted)
- Stainless steel modular CIP tank
- Permeate & concentrate valve set
- Option of expansion up to 4 elements
- Low pressure & high temperature safety protection
- Feed pump & two 20 inch filter housing
5 years limited warranty

OPTIONS:

- ✓ Also available in economical LP version
- ✓ Digital conductivity monitor
- ✓ 1.5 inch inlet strainer
- ✓ Drainage by air «Mempro Flush» patent # US 8,889,001 B2
- ✓ Individual vessel flowmeters
- ✓ Inline brix monitor

Model Gal. / hour	Membrane	Prefilter 5 microns	Feed pump	Pressure pump	Recirculation pump	Amperes 240V	Dimensions (L x D x H)
QMEMPRO1200VSS	2 x 8"	2 x 20"	2,5 hp	1 x 5 hp	2 x 1,5 hp	42	(80" x 24" x 64")
QMEMPRO1800VSS	3 x 8"	2 x 20"	2,5 hp	1 x 7,5 hp	3 x 1,5 hp	69	(100" x 24" x 64")
QMEMPRO2400VSS	4 x 8"	2 x 20"	2,5 hp	1 x 7,5 hp	4 x 1,5 hp	76	





Maple sap reverse osmosis

The maple sap R.O.

Stainless steel serie



Model
QMEMPRO4000HSS



Remotely
controlled via web


- Superior quality & performance
- Modular design
- Positive recirculation on membrane elements
- Stainless steel construction frame & plumbing
- Mounted on casters
- Stainless steel pumps with industrial motors (top mounted)
- Stainless steel modular CIP tank
- Permeate & concentrate valve panel
- Option of expansion up to 8 elements & 4 high pressure pumps
- Programmable logic controller
- Conductivity meter & digital temperature monitor
- Low pressure & high temperature safety
- 2 independant banks of 2 X 20 inch filter housings
- Strainer included
- 5 years limited warranty

OPTIONS:

- ✓ Drainage by air «Mempro Flush»
Patent # US 8,889,001 B2
- ✓ Individual vessel permeate flow meters
- ✓ Wi-Fi remote control
- ✓ Interstages booster pumps
- ✓ Inline brix monitor

Model Gal. / hour	Membrane	Prefilter 5 microns	Feed pump	Pressure pump	Recirculation pump	Amperes 240V	Dimensions (L x D x H) + Tank
QMEMPRO1000HSS	1 x 8"	4 x 20"	2,5 hp	1 x 5 hp	1 x 1,5 hp	35	(65" x 32 ¾" x 73") +19"
QMEMPRO2000HSS	1 x 8"	4 x 20"	2,5 hp	1 x 5 hp	2 x 1,5 hp	42	(65" x 32 ¾" x 73") +19"
QMEMPRO3000HSS	3 x 8"	4 x 20"	2,5 hp	2 x 5 hp	3 x 1,5 hp	70	(65" x 32 ¾" x 73") +19"
QMEMPRO4000HSS	4 x 8"	4 x 20"	2,5 hp	2 x 5 hp	4 x 1,5 hp	77	(65" x 32 ¾" x 73") +19"
QMEMPRO5000HSS	5 x 8"	4 x 20"	2,5 hp	3 x 5 hp	5 x 1,5 hp	103	(65" x 32 ¾" x 73") +24"





Maple sap reverse osmosis

INTELLIGENT* stainless steel system

The maple sap R.O.

* Also available without the intelligent system.



Model
QMEMPRO12000DDI-SS Double frame
Ask our advisors for all details.

**Available up to 20
membrane elements**

- Tank level control & monitoring
- Intelligent automated start
- Intelligent pressure management
- Intelligent inline brix management
- System performance management
- Automatic concentrate air flush
- Intelligent C.I.P. and rinsing
- Remote control & monitoring via web access




- Intelligent operation management
- Automatic tank selection

**Remotely
controlled via web**

Model Gal. / hour	Membrane	Prefilter 5 microns	Feed pump	Pressure pump	Recirculation pump	Amperes 240 volts	Dimensions (L x D x H)
QMEMPRO4000DI-SS	4 x 8"	6 x 20"	1 x 3 hp	2 x 5 hp	2 x 3 hp	82	105" x 32" x 74"
QMEMPRO6000DI-SS	6 x 8"	6 x 20"	1 x 3 hp	3 x 5 hp	3 x 3 hp	114	105" x 32" x 74"
QMEMPRO8000DI-SS	8 x 8"	6 x 20"	1 x 3 hp	4 x 5 hp	4 x 3 hp	147	105" x 32" x 74"
QMEMPRO10000DI-SS	10 x 8"	6 x 20"	1 x 3 hp	4 x 5 hp	5 x 3 hp	160	105" x 32" x 96"

*Also available without the intelligent system. To order, modify the code by removing the I from the end. Example: QMEMPRO6000DI-SS = QMEMPRO6000D-SS





Utility tub (laundry sink)

Brushed stainless steel sink, argon welding				
# Product	Description	Internal dimensions of the sink		
		Width	Length	Height
LAVABOSS	Single	19-½"	19-¼"	12"
LAVABOSSDDI	Double + division	28"	19-¼"	12"
LAVABOSSDOU	Double	28"	19-¼"	12"
ROBINETM	Moen faucet			
ROBINETAUTO	Automatic Moen faucet			



Double utility tub
LAVABOSSDOU

Central tap hole
and 2 knockout holes



Laundry sink

- Top industrial quality
- Durability
- 3 standard sizes or custom made
- Brushed stainless steel
- Adjustable legs
- Towel holder
- Single tub, double or double + divider
- Strainer included (2" drain)
- Faucet not included

Strainer included



Sloped bottom




Single utility tub
LAVABOSS
Faucet not included



Double + divider
utility tub
LAVABOSSDDI
Faucet not included





The essentials

Tables - countertops - cabinets - stairs



*Jacketed tank table
or custom made table*

*Adjustable
shelf*



*Table with
fixed shelf
and castors*



*Stainless steel cabinets
and staircase*



***L. S. Bilodeau
manufactures tables
that help you in your
syrup processing
operations
or at home.
Would you prefer
a counter?
We will do it for you
according to your
measurements!***



Ask our advisors for all the details!



Spout-cleaner



# Product	Description
ADAPDOSEUR	Adaptor for purple doser (gun) 15 ml
Q10001438	Brush
HUILESILICONETA082	Food grade silicone oil for red metal doser (gun) 50 ml
ORINGDOSEUR-11	O-ring for red metal doser-11
QRESERPLASTIQUE	Replacement bag for 3 liter spray bag

Spout-cleaner

For doser (doser not included)
LAVECD

3 piece set (sold separately)

LAVECD + doser (gun) +
backpack-sprayer

The spout-cleaner is a tool to remove bacteria that could remain in or on the spouts.


For washing with alcohol or by backflow

- For 3/16", 5/16" and 19/64" spouts
- Resistant and replaceable brush
- Sustainable construction
- Manual spout-cleaner or with doser-sprayer options
- Option doser (gun) purple plastic including adaptor or red steel doser (gun)
- Option 3 liter backpack-sprayer black or camouflage color
- Option 15 liter backpack spray tank



Doser (gun)
15 ml purple plastic
QDOSEUR15MLMAUVE
Adaptor included
Spout-cleaner not included

Adaptor only
(for 15 ml doser)
ADAPDOSEUR



Doser (gun) 20 ml
Red painted steel
QDOSEUR20ML



Manual spout-cleaner
LAVEC



99.85% glacial
acetic acid
vinegar
20 liters
QVINAIGE20

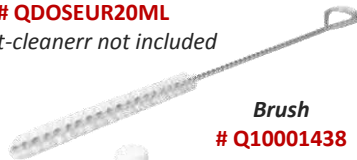
Isopropyl alcohol 70%
20 liters
ALCOISOP70%



45 gallons
ALCO70%



3 liter replacement bag
QRESERPLASTIQUE



Brush
Q10001438



Silicone oil
for red doser (gun)
50 ml
HUILESILICONETA082



Barrel replacement
(Red doser)
BARILDOSEURROUGE-PIECE7



Backpack-sprayer
BLACK 3 liters
QPULVER3L
Doser (red) and spout-
cleaner not included



Backpack-sprayer
Khaki (green) 3 liters
QPULVER3LV



Backpack 15 liter
spray tank
PULVERISATEUR



Backpack-sprayer
CAMO 3 liters
QPULVER3LC

2019 RBQ: 8344-0651-57

Tools

Aluminium tools

# Product	Description
LCARRCHA15	Spout remover aluminium 15"
LCARRCHA20R	Spout remover aluminium 20" Rotary
LCARRCHA22.5	Spout remover aluminium 22.5"
LCARRCHA30	Spout remover aluminium 30"
LCARRCHA30R	Spout remover aluminium 30" Rotary
LCARRCHA40	Spout remover aluminium 40"
LCARRCHA40R	Spout remover aluminium 40" Rotary
LCARRCHA48	Spout remover aluminium 48"
LCMART2F	Tapping hammer 2 faces
LCMARCHA	Tapping hammer spout remover
LCMARLAME	Tapping hammer with blade
LCPINCEALUM	Tubing repair pliers aluminium
LCPINCEALUMULTI	GATOR multi-function tubing repair pliers aluminium
LCTENDEUR	Mainline tensioner aluminium
«Stainless»	
ARRACHESSLS	Spout remover stainless 24" LS

2 faces tapping hammer

Tapping hammer with blade

Spout remover hammer

Spout remover Rotary

Spout remover

Repair pliers

Model GATOR multi-function not illustrated
LCPINCEALUMULTI

Spout remover stainless LS

Mainline tensioner

Mainline tools

Gripple®
GRIPPLE

Automatic twister
QTWAU red
TWISNOIR black

Hand twister
QTWMA

Mainline hole punch pliers 5/16" (yellow handle)
Q71330

Gripple® pliers
PGRIPPLE

Spooler for wire #9 and #6 or 5/16" tubing
71625
DEVIDOIR CARLON
Spooler for mainline tubing (not illustrated)

Mainline hole punch pliers 31/64" (red handle)
Q71300

Mainline hole punch pliers 15/32" (green handle)
Q71310

Drill bit 15/32" (hole punch)
Q71310-71312

Mainline hole punch 15/32" manual (green handle)
Q71311

Mainline hole punch 31/64" manual (red handle)
Q71301

Wire puller
Capacity 1,000 lbs or 1,500 lbs
#9 and #12 spring-loaded
(Usually used in pairs)
Q71576 = 9" spring-loaded 1,000 lbs
Q71575 = 9" no spring 1,000 lbs
Q71570 = 11" no spring 1,500 lbs

Mainline pliers
71500 = ¾" and 1"
71510 = 1" and 1-¼"
71520 = 1-¼" and 1-½"
71530 = 1-½" and 2"

SET Mainline installation pliers
71531 = ¾" to 1-¼"
71533 = ¾" to 2"
71532 = 1" to 2"

Flaring cone
71548 = ½" to 1-½"
71549 = ¾" to 2"

Diameter reducer set (Mainline pliers)
71541 = ¾"
71542 = 1"
71543 = 1-¼"
71544 = 1-½"


Set of 2 mainline level hooks (level not included)
71902

Mainline lock
71970 = ½"
71971 = ¾"
71972 = 1"
71973 = 1-¼"
71974 = 1-½"
71975 = 2"

Mainline puller plier
Q71557 = ¾" to 1-½"
Q71558 = ¾" to 2"
Q71559 = 1" to 1-½"
Q71560 = 1" to 2"
Other sizes (design) available
Q71535 = 1", Q71537 = 1-¼",
Q71538 = 1-½", Q71539 = 2"

Splices
Set of 2
QEPISSURE

Mainline hook
CROCHETMAITRE



The essentials

3/16" and 5/16" tubing tools

Compact insertion pliers



+ lateral cutter 5/16"
Q71050



+ lateral cutter + flaring device 5/16"
Q71055



Compact insertion pliers «Vise-Grip» 5/16" WITHOUT lateral cutter
Q71060



3/16"
Q710506



+ lateral cutter 3/16"
Q710501



+ lateral cutter + flaring device 3/16" # Q710551



Lateral cutter # Q71250
Set 2 screws # Q71569
Spring # Q71051RESSORT

Compact insertion pliers

Installation pliers (repair)



Mini tubing installation pliers 3/16" Adjustable automatic clamping pressure + cutter
Q71111



DELUXE Adjustable automatic clamping pressure + cutter + flaring device
Q71101

Quick-Drop




With automatic tubing cutter 5/16" from 28" to 48"
Q717003

With tubing cutter 5/16"
Q71710

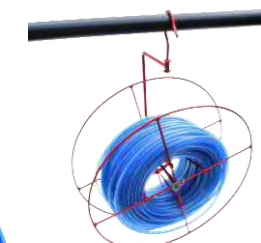


With screw adjustment + cutter + flaring device
Q71141

5' adjustable carrying strap
Q71198



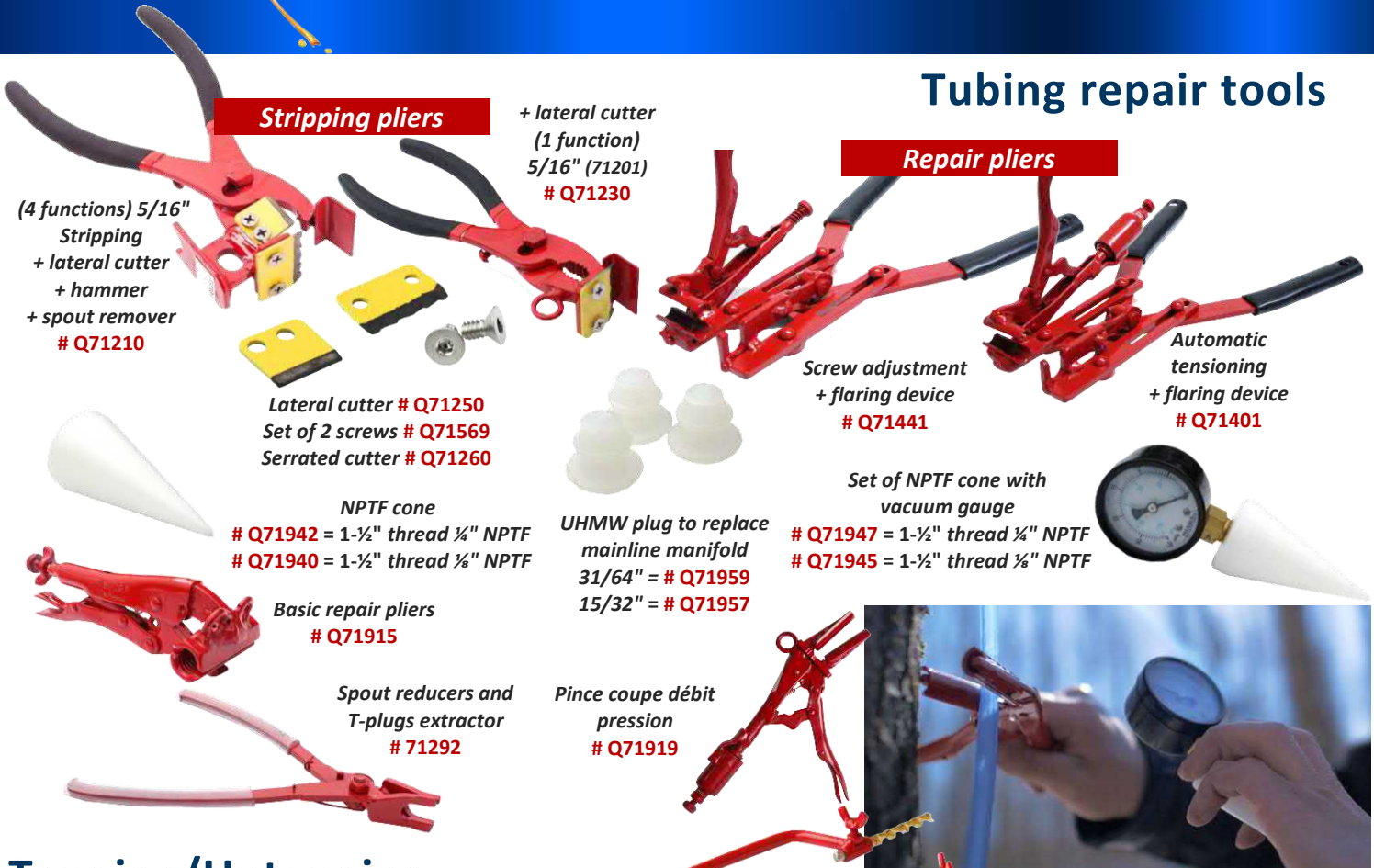
Tension hooks
5/16" = # Q71904
3/16" = # Q71903
5/16" and 3/16" = # Q71905



Tubing spoolers
Q71600 hanging with base
Q71610 hanging without base
Q71635 hanging vertical



Tubing repair tools



Stripping pliers

(4 functions) 5/16"
Stripping
+ lateral cutter
+ hammer
+ spout remover
Q71210

+ lateral cutter
(1 function)
5/16" (71201)
Q71230

Repair pliers

Screw adjustment
+ flaring device
Q71441

Automatic
tensioning
+ flaring device
Q71401

Lateral cutter # Q71250
Set of 2 screws # Q71569
Serrated cutter # Q71260

NPTF cone
Q71942 = 1-1/2" thread 1/4" NPTF
Q71940 = 1-1/2" thread 1/8" NPTF

UHMW plug to replace
mainline manifold
31/64" = # Q71959
15/32" = # Q71957

Set of NPTF cone with
vacuum gauge
Q71947 = 1-1/2" thread 1/4" NPTF
Q71945 = 1-1/2" thread 1/8" NPTF

Basic repair pliers
Q71915

Spout reducers and
T-plugs extractor
71292

Pince coupe débit
pression
Q71919



Tapping/Untapping



Tapping drill bits
19/64" = # MECHE19/64SS
1/4" = # MECHE1/4ENT
5/16" = # LSBM516
7/16" = # MECHE7/16

Bit sharpening = # AFFILAGE
Special option bit sharpening =
AFFILAGEO

Tapping drill bit stopper
19/64" = # Q71912
5/16" = # Q71911
7/16" = # Q71910

Drill bits BOLDUC standard

15/64" = # BOLDUCM15/64
1/4" = # BOLDUCM1/4
17/64" = # BOLDUCM17/64
9/32" = # BOLDUCM9/32
19/64" = # BOLDUCM19/64

5/16" = BOLDUCM5/16
Add lettre C at the end of
code to get a short drill bit



Pocket tapping bit-brace
5/16" and 19/64" = # Q71922
7/16" = # Q71920
5/16" and 7/16" = # Q71926

Tapping hammer 15"
Q71818




Spout-remover
7/16" length 27"
Q71825
5/16" length 15"
Q71842




Spout-remover 19/64",
5/16", 7/16"
Length 15"
Q71822


Spout-remover
19/64", 5/16", 7/16"
Lightweight profiled steel
Length 36"
Q718531
Length 15"
Q71850



Complete range of **SNOWSHOES.**

Children, women, men
Ask our advisors!
(Pictures as an indication, models
may differ)





The essentials

LIME SPREADING FOR SUGAR BUSHES



RENT OR PURCHASE

LIME SPREADER

Spreading or timber trailer ideal for maple farms
 Spreader for LIME granular or powdered
 Fertilizers – Compost – Ashes – Sand - Other abrasives



A LS Bilodeau exclusivity


Motor with different capacities

Stainless box 3 sizes

Removable box
 Transforme in timber trailer (accessories included)



OPTION 4-wheel drive



Conveyer

Spreading device for balancing pH of soil and increase maple sap flow



8-ply tires 27-10-15
 Protectors and valves

Tandem suspension

Projection from 0 to 30 m
 According to the spreading standards

Directional Fall
 Optimized angles 260°



Electronic Steering Wheel Control

- Power switch
- Starter
- Direction of the spread
- Deck speed
- Back door opening for the flow
- Forward and backwards
- Feed rate
- Vibro-shaker



Included with purchase
 Timber trailer system

Stainless box in 3 sizes or custom

Box	Capacity	Recommended Vehicle
5'	1,500 lbs (682 kg)	ATV or tractor 18HP
7'	2,500 lbs (1,136 kg)	ATV or tractor 25HP or +
8'	4,000 lbs (1,818 kg)	Tractor 40 forces and +
Custom size	To be specified	

Options:

- Deckcover bin: Red, Yellow or Green
- 4-wheel drive
- Controlled flow valve - Vibro-Shaker
- Removable steering arm – Mesh screen
- Enhancement skirt



The Little Cheesemaker

Home Cheesemaker-Pasteurizer-Vat

- ✓ Automated recipe: Cheddar cheese chunks, block or wheel
- ✓ Recipes of other varieties of cheese to come.
- ✓ Add different seasonings and create your own flavors.

Make your own cheese at home!

Automated Device

Pasteurizer-Vat

- Vat-bowl dimensions: 16" diameter x 9.5" height
- Weight: 20 lbs
- Double wall vat, bain-marie type
- Heating element with water level security probe
- Motor-head blade agitator
- Milk temperature probe
- Sustainable design; stainless steel 304, 18g
- Argon welded
- Power supply 120 Volts, 15 Amps
- Power cord with ground fault circuit interrupter (GFCI)
- Capacity: up to 20 liters (5.28 US gal) of milk = gives about 2.5 kg (5 pounds) of cheese

Control box

- Completely automated; step-by-step instructions
- Information screen:
 - ✓ Current step #, Current step instructions, Temperature data
 - ✓ Step duration, Count up timer
- End of step audible alarm

Included Curd knife and Cheese filter

Cleaning and Warranty

- Easy to clean with dish soap
- One (1) year limited warranty

THE LITTLE Cheesemaker

HOME CHEESEMAKER-PASTEURIZER-VAT BY LS BILODEAU



Made in Quebec Canada by LS Bilodeau

Make cheddar cheese

Time required: about 4-5 hours

(Pasteurizing – Curdling – Draining-cooking – Finishing)

Automated equipment: Follow the step-by-step instructions

Ferments and rennet (coagulant)

Sold by LS Bilodeau





LS Bilodeau Innovation and diversity

Heating systems

Boilers, hot water system (radiant)

Wood-fired with option dual fuel wood-electric

Furnaces, hot air system

Wood-fired with optional bi-energy wood-electric or wood-pellets or tri-energy wood-pellets-electric

Ventilation residential-commercial-industrial

LS150 Boiler
Wood-fired
stainless finish



Boiler
Wood-fired
Indoor-outdoor
Option wood-electric

LS450 = 6,500 pi²
LS950 = 10,000 pi²



Indoor boiler
wood-electric
"burgundy" painted
steel finish
LS150 = 3,500 pi²

New



Forced air heating



Model at left wood or dual-energy wood-electric
Model wood-pellets or tri-energy wood-pellets-electric



LS Bilodeau Innovation and diversity

Wood-fired pool heaters Prolong your pleasure!

Smoke free* Patented technology
For cities or towns



*Bilovax
Pool heater*



LS-50 Pool heater



PORTABLE SMOKER

Portable hot smoker

- 100% stainless steel
- Compact, lightweight & durable
- Dishwasher safe
- Made in Quebec, CA

Dimensions: 7,5" x 3,5" x 12"



Outdoor fireplace

- ✓ 100% stainless • Made in Quebec, CA
- ✓ 3 models available:
- # FOYERSShexagon
- # FOYERSSCARRE • # FOYERSS (pyramid)



Square

FOYERSSCARRE



Pyramid

FOYERSS



Octogonal

FOYERSShexagon

2019 RBQ: 8344-0651-57



Silo for plastic pellets



Silos and mechanical room (during installation)



**Stainless steel
CUSTOM MADE**
Tanks – piping
Equipment
Commercial – industrial

Silos and tank
Up to 13' diameter
60' high (180 000 liters)

Options:
Insulation – ladder
Cooling or heating zones
Manhole and in-outlets
Related equipment
And much more!
Installation service

Neuville: 418 876-0006



Chemical tank



Heat exchanger



Oil tank



Mixing tank



Malt cleaning





Books
The maple sugar bush through the years (French or English)
LIVRE
Livre l'agriculture 1700 à 2040
LIVREAGRI (French only)
Spouts, Patents and sugar-making objects from yesteryear
LIVREBREVET

Gift ideas!

Board and bread knife (stainless blade)



Personalized stainless bucket (see page 45)



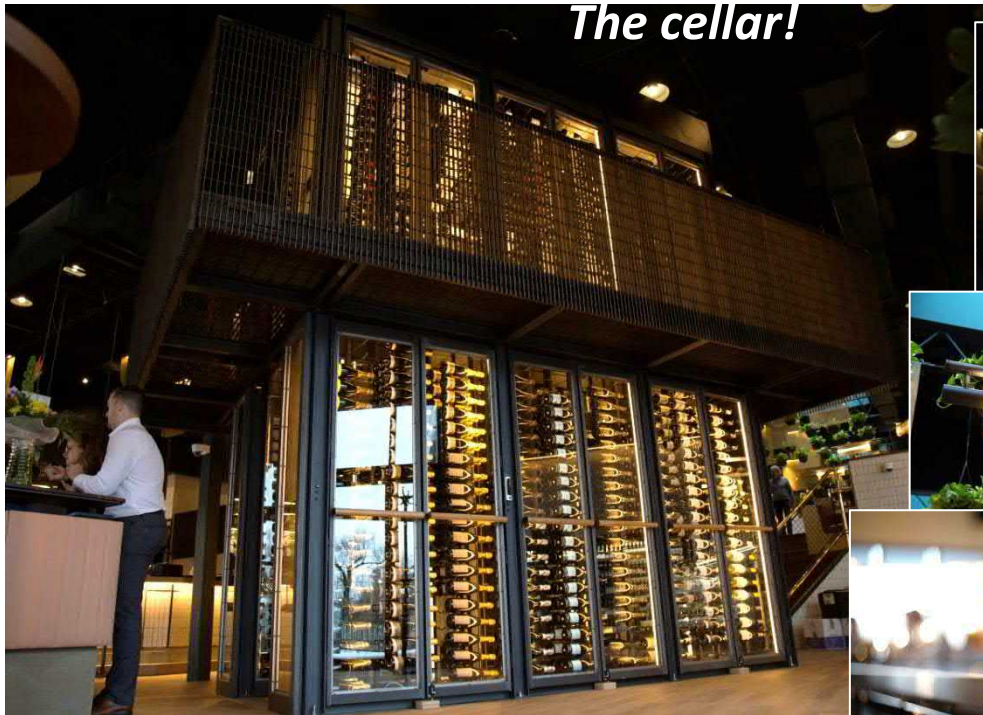
Sign cutting
CHEVREUIL (deer)
ORIGINAL (moose)
PECHEUR (fisherman)
Personalize yours
A multitude of possibilities!!

Sap collecting bucket (see page 45)



2019 RBQ: 8344-0651-57





The cellar!



The cellar, a pride!

Our story in pictures



1989 - 3 000 feet²



1995 - 5 000 feet²



1999 - 10 000 feet²

In business since thirty years, L.S. Bilodeau today employs more than fifty employees, over twenty-five representatives at the provincial level and Ontario, New-Brunswick and USA, constantly developing new products and uses equipment at the cutting edge of technology.



Head office, Saint-Éphrem (2016) – 25,000 feet²



Quebec division, Neuville (2016) – 15,000 feet²



BAS ST-LAURENT

Ferme Couturval (La Matapédia)

Pierre Couture
 580 Rang Couturval, Amqui, QC G5J 1X2
Phone : 418 629-1615
 Mobile: 418 631-9358
 couturval@gmail.com

Gestion des Appalaches (Rimouski-Neigette)

Gilles Proulx
 1 chemin Duchénier
 Saint-Narcisse-de-Rimouski, QC G0K 1S0
Phone: 418 735-6291
 Mobile: 581 246-1248
 gestionsappalaches@gmail.com

CENTRE-du-QUÉBEC

Le Poêle à Boissonneault

(L'Érable-Becancour)
 Sébastien Boissonneault
 305 route 116 Est, Princeville, QC G6L 4K6
Phone: 819 960-4672
 lepoeleaboissonneault@outlook.com

SFAB inc. (Drummond - Nicolet - Yamaska)

David and Maxime Leblanc
 830 Rang St-Louis
 Sainte-Brigitte-des-Saults J0C 1E0
Mobile: 819 698-1250
 dlservicesforestiers@gmail.com

CHAUDIÈRE-APPALACHES

Charles Roy (Appalaches)

45 route Roy
 St-Pierre-de-Broughton, QC G0N 1T0
Phone: 418 333-1579
 roy_vtt@hotmail.com

Dan Corriveau

(La Nouvelle Beauce - Bellechasse)
 120 rue Perreault, Frampton, QC G0R 1M0
Phone: 418 479-2077
 Mobile: 418 389-7934
 dcorriveau@bilodeau@hotmail.com

Équipements R. Quirion inc. (Beauce-Sud)

Renald Quirion
 103 rue Cordi, Saint-Gédéon, QC G0M 1T0
Phone: 418 582-3005
 Mobile: 418 313-3717
 equipementsrq@globetrotter.net

Ferblanterie Daniel Bilodeau (Appalaches)

Daniel Bilodeau
 48/81, boul. Frontenac
 Thetford Mines, QC G6H 4G8
Phone: 418 338-4985
 Mobile: 418 334-4965
 danbilodeau@bellnet.ca

Francis Gauthier (L'Islet)

181, 8 rang Ouest, St-Adalbert, QC G0R 2M0
Phone: 418 356-2344
 Mobile: 418 356-6587
 fgls1@hotmail.com

CHAUDIÈRE-APPALACHES (suite)

Jean Paradis (Beauce-Etchemins)

623, 15^e Avenue, Saint-Zacharie, QC G0M 2C0
Mobile/office: 581 372-3302
 Other : 418 593-3386
 jeanp@cablezach.com

Michel Proulx (Lotbinière)

110 Beauvillage, Saint-Sylvestre, QC G0S 3C0
Mobile: 418 389-2287
 Phone: 418 596-2827
 michelp@lsbilodeau.com

ESTRIE

Denis Sage

121 route 147 Sud, Coaticook, QC J1A 2S2
Phone: 819 578-4762
 equipementdr@gmail.com

Érable Alan Isabel (Granit - Beauce-Ouest)

112A avenue de la Rivière
 Courcelles, QC G0M 1C0
Mobile: 819 582-2233
 alan.isabel.18@gmail.com

GASPÉSIE

Les Équipements Bouchard

Ken and Jean-François Bouchard
 SEE NEW-BRUNSWICK

LAURENTIDES

Érable Jacques Caron (Laurentides)

14 chemin de la Sucrierie
 Val des Lacs, QC J0T 2P0
Mobile: 418 837-0440
 jacroma1@gmail.com

François Brunet (Argenteuil)

SEE ONTARIO

MONTÉRÉGIE

Curtis Lindsay (Montérégie Haut-St-Laurent)

2229 rte 202, Hinchinbrooke, QC J0S 1E0
Mobile: 450 544-5963
 clindsay700@gmail.com

Danny Fredette (Montérégie)

1059 rte 219 Nord, Hemmingford, QC J0L 1H0
Mobile/office: 514 863-3664
 dannyfredette05@gmail.com

François Brunet (Vaudreuil-Soulange)

SEE ONTARIO

SFAB inc. (Montérégie Est)

David and Maxime Leblanc
 85 principale Ouest
 Saint-Simon-de-Bagot QC J0H 1Y0
Mobile: 450 880-2921
 dlservicesforestiers@gmail.com

Sylvain Rainville

(Montérégie - Cantons De L'Est)
 15 rue St-Joseph, Bedford, QC J0J 1A0
Mobile/office: 514 222-3501
 Other : 450 248-4203
 sylrainvil@hotmail.com

OUTAOUAIS

Guy Simoneau

683 Chemin Pierre-Laporte
 L'Ange-Gardien, QC J8L 0P3
Mobile: 613 330-6717
 miguycha@gmail.com

PORTNEUF

L.S. Bilodeau inc. (Quebec Division)

1025, 2^e Rang
 Neuville, QC G0A 2R0
Phone: 418 876-0006
 qcproduction@lsbilodeau.com

NEW-BRUNSWICK

Les Équipements Bouchard

Ken and Jean-François Bouchard
 1584 chemin Val D'Amours
 Val D'Amours, NB E3N 5N5
Phone: 506 329-0808
 Mobile: 506 987-3701
 lesequipementsbouchard@gmail.com

Murray Services

Ray and Lee Murray
 1100 Route 114
 Lower Coverdale, NB E1J 1A4
Mobile: 506 875-7338
Mobile: 506 863-3438
 raymurray@live.ca

ONTARIO

Éric Belisle

376 route 200 Est
 Casselman, ON K0A 1M0
Phone: 613 764-2289
 Mobile: 613 223-4585
 belisesugarbush@yahoo.ca

François Brunet

22400 County Road #10
 Glen Robertson, ON K0B 1H0
Phone: 613 874-2864
 Mobile: 613 360-9572
 francoisbrunet60@hotmail.com

MAINE, USA

Cooke's Maple Farm LLC

138 Coombs Road
 Brunswick, ME, USA 04011
Phone: 207 373-0929
 Mobile: 618 977-3032
 cookesmaple@gmail.com

THE LITTLE CHEESEMAKER

Nathalie Grégoire

Representative The Little Cheesemaker
Phone: 418 735-5751
 Mobile: 418 318-5731
 infopetitfromager@gmail.com



L.S. Bilodeau^{INC.}
STEEL PRODUCT MANUFACTURING

*After the sugar season,
the path leads to
LS Bilodeau*

Stay connected!
www.lsbilodeau.com

See our videos:
www.youtube.com/lsbilodeau
www.facebook.com/lsbilodeau.inc/



OPEN HOUSE Annual
FRI. - SAT. - SUN.

MAY long weekend

281 route 108 Est
Saint-Éphrem-Beauce, QC G0M 1R0
418 484-2013

Printed in Canada